

CHOOSE FROM FOUR ENGINE COLORS

Three shades of white – Pearl Fusion White, Cold Fusion White and Warm Fusion White – and traditional Phantom Black are available on the 200 to 300hp FourStroke outboards.



Pearl Fusion

Cold Fusion

Warm Fusion

MAINTENANCE

- **A top cowl service door**, an industry-exclusive, simplifies routine maintenance with easy oil checks and oil fills without removing the cowl. The Top Cowl Service Door also houses the latch release and a carrying handle.
- **A graphic, hour-based maintenance decal** is conveniently located under the cowl, providing a quick overview of routine maintenance intervals as well as a QR code to access additional information.
- **Easy access:** All maintenance points are color-coded and accessible by removing the top cowl.
- **Maintenance-free valve train:** No valve-clearance adjustment is required for the life of the engine.

ACTIVE TRIM

Active Trim is an integrated GPS, speed-based automatic engine trim system. This intuitive, hands-free system continually adjusts engine trim based on changes in boat speed to improve performance, fuel economy and ease of operation.



HORSEPOWER	175	200	225	250	300
WOT RPM	5000-5800	5000-5800	5200-6000	5200-6000	5200-6000
Engine Type	V6 (24-valve, DOHC)	V6 (24-valve, DOHC)	V6 (24-valve, DOHC)	V8 (32-valve, DOHC)	V8 (32-valve, DOHC)
Displacement	3.4L (209 CID)	3.4L (209 CID)	3.4L (209 CID)	4.6L (279 CID)	4.6L (279 CID)
Induction	Performance-tuned long-runner intake manifold	Performance-tuned long-runner intake manifold	Performance-tuned long-runner intake manifold	Performance-tuned long-runner intake manifold	Performance-tuned long-runner intake manifold
Starting	Electric start with SmartStart protection	Electric start with SmartStart protection	Electric start with SmartStart protection	Electric start with SmartStart protection	Electric start with SmartStart protection
Gear Ratio	1.85:1	1.85:1	1.85:1	1.75:1	1.75:1
Alternator	85 amp (1071 watt)	85 amp (1071 watt)	85 amp (1071 watt)	85 amp (1071 watt)	85 amp (1071 watt)
Trim System	Power trim and tilt	Power trim and tilt	Power trim and tilt	Power trim and tilt	Power trim and tilt
Dry Weight*	475lbs (215kg)	475lbs (215kg)	475lbs (215kg)	527lbs (239kg)	527lbs (239kg)
Steering	Hydraulic Power Big Tiller	Hydraulic Power Big Tiller	Hydraulic Power Big Tiller	Hydraulic Power Big Tiller	Hydraulic Power Big Tiller
Shaft Length	20 in (508mm) 25 in (635mm)	20 in (508mm) 25 in (635mm)	20 in (508mm) 25 in (635mm) 30 in (762mm)	20 in (508mm) 25 in (635mm) 30 in (762mm)	20 in (508mm) 25 in (635mm)

*Dry weight: Lightest-version model, excludes engine oil, rigging, hardware.



4.6L V8 AND 3.4L V6

175-300HP FourStroke

POWERFUL & EFFICIENT

- Superior torque from high-displacement V8 and V6 powerheads
- Lightest weight for maximum performance and efficiency
- Quicker acceleration from performance-inspired quad-cam design
- Maximum fuel efficiency from Advanced Range Optimization

MORE INTUITIVE, MORE REFINED, MORE OPTIONS

- Enhanced versatility from choice of controls and steering
- Innovative charging capability keeps your battery fresh
- Enhanced throttle response and driving experience with Adaptive Speed Control
- Smooth and quiet operation through advanced engineering
- Maintenance made easy with exclusive top cowl service door
- Color options to match your boat and style

LEARN MORE AT [MERCURYMARINE.COM/FourStroke](https://www.mercurymarine.com/FourStroke)



MERCURY
GO BOLDLY.

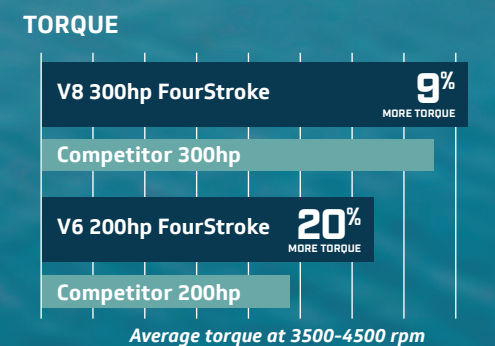
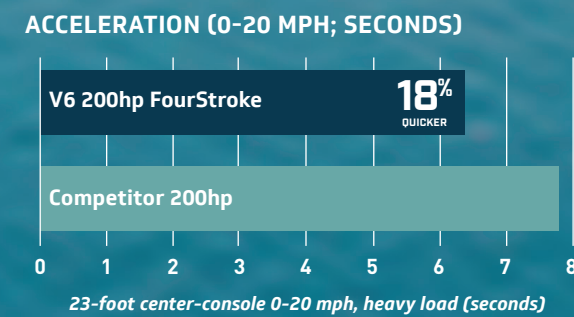
MERCURY FOURSTROKE

The V8 and V6 Mercury FourStroke outboards are high tech without high stress to keep them reliable, durable and strong. You want choice, you've got it – mechanical or digital controls, hydraulic or power steering, and four engine colors.

INTUITIVE, INNOVATIVE FEATURES

QUICKEST ACCELERATION

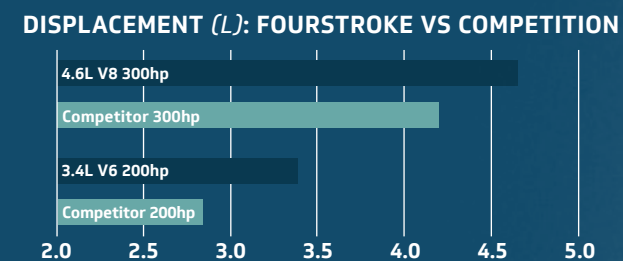

The high-displacement, quad-cam design of the V8 and V6 powerheads generates plenty of torque, especially at mid-range. Combine ample power with lightest-in-class weight from 175hp to 300hp, and the result is exhilarating performance.



HIGH DISPLACEMENT IN A LIGHTWEIGHT, COMPACT PACKAGE

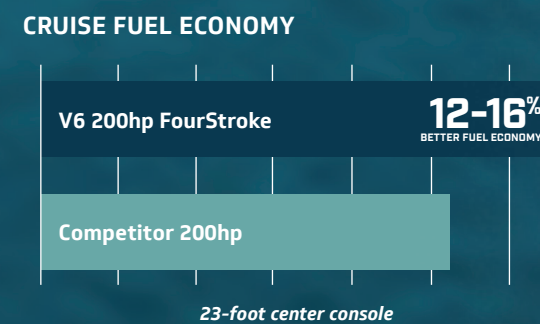
The V6 200hp FourStroke outboard is the lightest engine in its class by more than 10 pounds even while boasting two additional cylinders and higher displacement than the leading 200hp competitor. The V6 225hp FourStroke is the lightest engine in the 225hp class by more than 60 pounds! Similarly, the V8 300hp FourStroke boasts class-leading 4.6L displacement and is the lightest in the 300hp class by more than 20 pounds.

The additional cylinders and greater displacement are delivered in a compact package with 26-inch mounting centers, providing maximum compatibility in repower and multi-engine applications.



SUPERIOR FUEL ECONOMY

- Advanced Range Optimization maximizes fuel efficiency at cruise speeds by automatically adjusting fuel delivery so seamlessly the operator won't feel or hear it.
- Patented closed-loop fuel control uses a wide-range oxygen sensor to optimize air-to-fuel ratio during all operating conditions, an advantage over most competing engines that employ narrow-range sensors.
- The result is better cruise fuel economy than the leading competitor: 12-16% better for the V6 200hp engine.



With **Adaptive Speed Control** the Mercury FourStroke outboard maintains a desired rpm regardless of changes in load or condition (such as rough conditions, tight turns, tow sports and lower speeds on plane) without needing frequent adjustments to the throttle lever position – a first for the outboard industry. The result is increased throttle response and a “sportier” feel for the driver.

Ample charging output: V8 and V6 FourStroke models feature a robust alternator that delivers 20 amps net of charging power at idle and 85 amps total at wide-open throttle.

SMOOTH AND QUIET

The V8 and V6 FourStroke engines are exceptionally smooth and quiet – the V6 200hp and the V8 300hp FourStroke engines are 15-30% quieter than the leading four-stroke competitor, while transmitted vibration is 50% less for the 200hp FourStroke and 30% less for the 300hp FourStroke.

IDLE CHARGE BATTERY-MANAGEMENT

When battery voltage is low, the engine will automatically increase idle rpm to boost alternator output and charge batteries to the proper level, protecting operators from draining their battery while trolling and operating electronic devices.



NOISE MANAGEMENT

- Tuned multi-chamber air intake minimizes airborne noise
- Fuel injector covers reduce high-frequency noise
- Multi-chamber idle relief system tuned to provide lowest idle noise

COWL SEALING

- Multiple sealing features prevent engine noise from escaping the cowl and keep moisture out

ENGINE MOUNTS

- Upper and lower mounts provide the best balance of performance, durability and low vibration