



LUXURY LINE

Continental NX



Five Features of the Continental NX

1. Twin Engine Option



2. Beach Interior Option



3. Wireless Phone Charger



4. Klipsch Audio Package



5. Integrated Docking Lights



CRESTPONTONBOATS.COM

@crestpontonboats

Continental NX Specifications

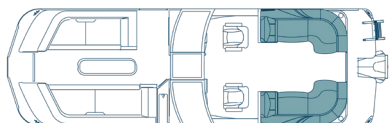


	270 CP3 (300 HP)	270 CP3 (400 HP)	270 TWIN
Length (LOA)	27'4"	27'4"	28'2"
Horsepower	300 HP	400 HP	800 HP
Fuel Tank	52 gal	85 gal	120 gal
Persons Capacity	18	15	14
Maximum Persons Weight	2,495 lbs	2,165 lbs	1,175 lbs
Maximum Persons, Motor & Gear Weight	3,235 lbs	3,190 lbs	3,305 lbs
Boat Weight	4,469 lbs	4,637 lbs	4,944 lbs

For a full list of specifications, visit crestpontonboats.com.

Not all color combinations may be available. Colors shown are for representative purposes only. See your Crest dealer for details.

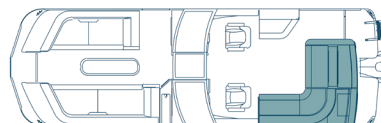
Available Floor Plans



SLC | Portside Captain's Chair*

Captains and co-captains take charge of this layout with an additional portside captain's chair and plenty of lounging space for your crew.

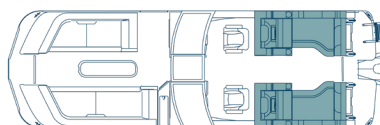
270 | 27'



SLS | Swing Back Mini L*

Choose which view you get with the swing back lounge chair located on the stern of this layout.

270 | 27'



SLRC | Rear Chaise*

The stern of this layout is equipped with two chaise lounge chairs and dual captain's chairs.

270 | 27'

*All floor plans also available with twin engine option