



PREMIUM LINE Caribbean RS



Five Features of the Caribbean RS

1. 29" Highback Helm Chair With Flip Up Bolster



2. Optional Ultimate Wakeboard Package



3. Simrad NSX Touchscreen



4. CoolFeel Upholstery



5. Ottoman Cooler



CRESTPONTONBOATS.COM

    @crestpontonboats

Caribbean RS Specifications

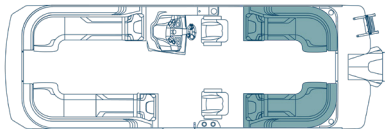


	230 CP3	250 CP3	250 CP3 (400 HP)
Length (LOA)	23'1"	25'4"	25'4"
Horsepower	300 HP	300 HP	400 HP
Fuel Tank	52 gal	52 gal	85 gal
Persons Capacity	13	15	13
Maximum Persons Weight	1,815 lbs	2,075 lbs	1,765 lbs
Maximum Persons, Motor & Gear Weight	2,625 lbs	2,750 lbs	2,790 lbs
Boat Weight	3,719 lbs	4,319 lbs	4,426 lbs

For a full list of specifications, visit crestpontonboats.com.

Not all color combinations may be available. Colors shown are for representative purposes only. See your Crest dealer for details.

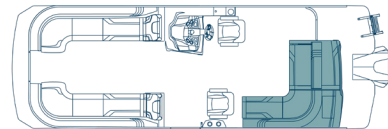
Available Floor Plans



SLC | Portside Captain's Chair

Captains and co-captains take charge of this layout with an additional portside captain's chair and plenty of lounging space for your crew.

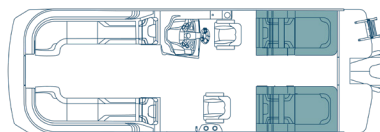
230 | 23' 250 | 25'



SLS | Swing Back Mini L

Choose which view you get with the swing back lounge chair located on the stern of this layout.

230 | 23' 250 | 25'



SLRC | Rear Chaise

The stern of this layout is equipped with two chaise lounge chairs and dual captain's chairs.

230 | 23' 250 | 25'