

AMI HYDRAULIC COUPLER

PIN GRAB COUPLER



AMI
ATTACHMENTS

www.amiattachments.com

HYDRAULIC PIN GRAB

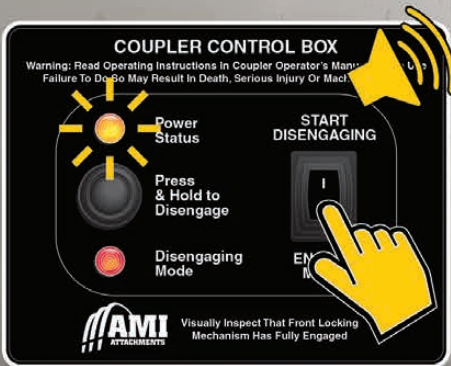
THE PRESSURE IS ALWAYS ON FOR SAFETY

By applying constant system pressure direct from the main pump to the locking cylinder, that statement couldn't be truer for the AMI Hydraulic Pin Grab Coupler. Constant system pressure is a significant safety advantage for your crew and is one of many ingenious safety features of the AMI Hydraulic Pin Grab Coupler. Connecting and disconnecting attachments quickly, and now safely, provides measurable jobsite productivity.

Take the pressure off your safety record and put it where it counts, inside the locking cylinder of the AMI Hydraulic Pin Grab Coupler.

2 STAGE IN CAB CONTROLS

Easy to use and designed to prevent unintentional release, the in-cab controls require two unique actions to activate the hydraulic coupler's unlocking sequence.



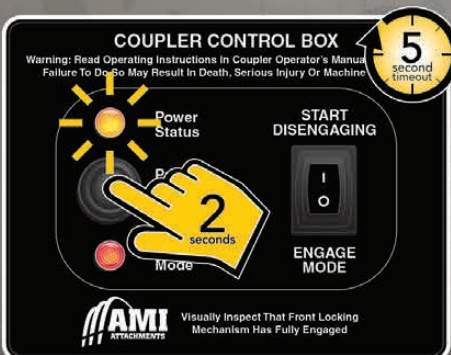
1. Start the process by switching the engage mode on. The power status signal indicates that power is on accompanied by a continuous audio alarm.

2. Within 5 seconds, press and hold the disengage button for 2 seconds. After 5 seconds the control box times out preventing unintentional activation.

3. The Disengaging Mode signal light flashes, indicating the directional valve has now switched hydraulic pressure to the disengage side of the cylinder.

4. The audio alarm is now intermittent until the engagement switch is returned to Engaged Mode.

5. Hydraulic pressure is now ready to release the coupler however the pressure lock is required, ensuring the bucket is safely positioned before releasing.



SAFE BUCKET POSITION REQUIRED

Engaging the coupler's unlock circuit requires hydraulic pressure that is only achieved when fully curling the bucket. At full curl, the bucket is now safely resting in the coupler's front clip without risk of falling off unexpectedly.




LOCKING COUPLER TO ATTACHMENT	UNLOCKING COUPLER FROM ATTACHMENT
<p>1. Bring machine stick close to cab/ coupler until it is completely crowded to the machine stick.</p> <p>2. Position toggle switch to "Disengage" mode. Within 5 seconds press and hold "Disengage" button for 2 seconds until the solid audible alarm changes to an intermittent alarm. Crowd coupler fully to open clasp and hook.</p> <p>3. Connect coupler front hook to front pin of attachment and curl fully to machine stick.</p> <p>4. Position toggle switch to "Engage" mode and curl it completely to the stick to lock attachment to coupler.</p> <p>5. Slowly uncurl the attachment and visually check the coupler is locked by ensuring the clasp has lowered over the front pin.</p> <p>6. Perform a ground test.</p>	<p>1. Move attachment close to ground and curl the coupler completely to the stick.</p> <p>2. Position toggle switch to "Disengage" mode. Within 5 seconds press and hold "Disengage" button for 2 seconds until solid audible alarm changes to an intermittent alarm. Curl coupler fully to stick to open the clasp and hook.</p> <p>3. Slowly rest the attachment on the ground and uncurl the coupler away from the attachment. Lift stick straight up to fully disengage from attachment.</p>

AMI ATTACHMENTS INC. PP-03700

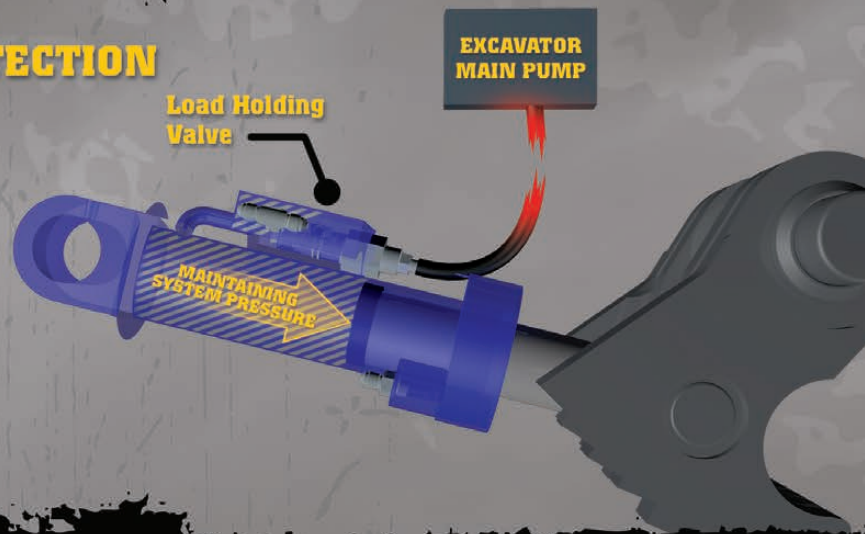
CONSTANT SYSTEM PRESSURE ON LOCKING CYLINDER DIRECT FROM MAIN HYDRAULIC PUMP

Included with AMI Hydraulic Pin Grab Couplers are dedicated hydraulic lines connected to your machine's main hydraulic pump. These lines continuously provide full system pressure direct to the coupler's locking cylinder. Since full system pressure is always applied there is no risk of hydraulic pressure slowly slacking off and giving way. The locking cylinder is always holding tight at full system pressure.



COMPLETE SYSTEM FAILURE PROTECTION

In the accidental event that your machine completely loses system pressure, the AMI Hydraulic Pin Grab Coupler keeps you safe by maintaining hydraulic pressure inside the locking cylinder. Integrated into the locking cylinder is a load holding valve that preserves the hydraulic pressure, keeping the attachment locked tight to the coupler. Strong hydraulic pressure is required to activate the cylinder unlock which cannot occur until system pressure is regained.



MECHANICAL SAFETY LOCK

Further ensuring safe operation of the AMI Hydraulic Pin Grab Coupler is the most innovative and reliable automatic safety lock available. The mechanical safety lock fully secures both pins from the possibility of disconnection and does not rely on the operator to physically insert a pin. Using a spring-loaded hydraulic cylinder, the safety naturally stays in the locked position and requires hydraulic pressure to deactivate.




AMI COUPLER PIN RANGE SPEC CHART

Class	Pin Diameter	Minimum Attachment Width (mm)	Minimum Attachment Width (in)	Pin Range min - max (mm)	Pin Range min - max (in)
130 - 60/65	60 mm	214.6 mm	8.451 in	352 - 406 mm	13.8 - 16.0 in
	65 mm	214.6 mm	8.451 in	359 - 422 mm	14.1 - 16.6 in
150 - 70/80	70 mm	271.6 mm	10.695 in	380 - 465 mm	14.9 - 18.3 in
	80 mm	271.6 mm	10.695 in	388 - 471 mm	15.3 - 18.5 in
200 - 080	80 mm	294.6 mm	11.600 in	435 - 493 mm	17.1 - 19.4 in
250 - 80/90	80 mm	319.6 mm	12.585 in	442 - 516 mm	17.4 - 20.3 in
	90 mm	319.6 mm	12.585 in	457 - 532 mm	18.0 - 20.6 in
300 - 90/100	90 mm	339.7 mm	13.372 in	488 - 567 mm	19.2 - 22.3 in
	100 mm	339.7 mm	13.372 in	501 - 588 mm	19.7 - 23.1 in
300 - 100/110	100 mm	402.8 mm	15.860 in	519 - 604 mm	20.4 - 23.8 in
	110 mm	402.8 mm	15.860 in	534 - 625 mm	21.0 - 24.6 in
400 - 100/110	100 mm	356 mm	14.017 in	523 - 632 mm	20.6 - 24.9 in
	110 mm	356 mm	14.017 in	535 - 641 mm	21.0 - 25.2 in

*Note: Class 650 & 750 dedicated/custom couplers available on request.

ENGINEERED LIFTING EYE

Designed and welded as part of the coupler, the lifting eye is engineered to meet the lifting weight capabilities specified by your excavator's manufacturer.



MINIMUM ATTACHMENT WIDTH



All AMI products come with a 2 Year Limited Warranty



Authorized Dealer

AMI ATTACHMENTS INC.

1.800.556.9452

Phone: (519) 699-0387 Fax: (519) 699-0440
1270 Geddes St., Hawkesville, ON, Canada N0B 1X0

www.amiattachments.com



#amiattachments