

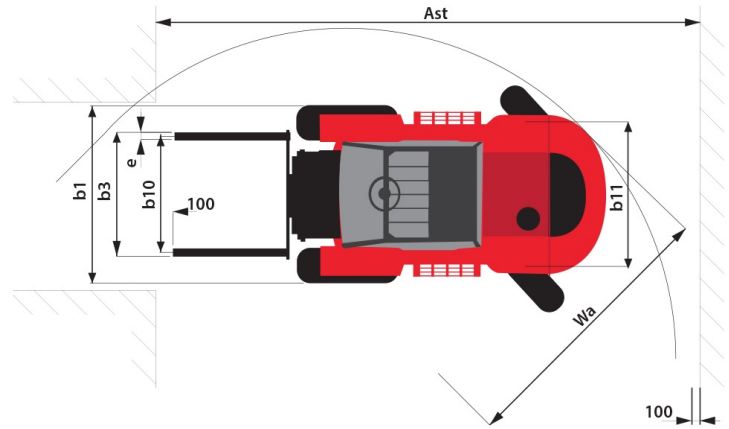
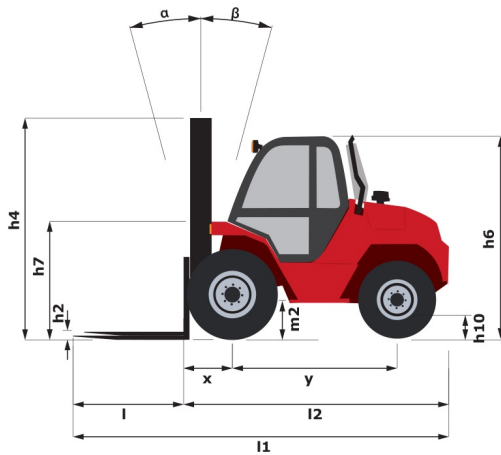
Technical sheet :

M 30-2



	Technical characteristics		Metric
1.1	Manufacturer		Manitou
1.2	Model Name		M 30-2
1.3	Power source		Diesel
1.4	Operator type		Seated
1.5	Max. capacity	Q	3000 kg
1.6	Load centre of gravity	c	500 mm
1.8	Load distance, centre of drive axle to fork	x	747 mm
1.9	Wheelbase	y	1995 mm
	Weight		
2.1	Service weight		5950 kg
2.2	Weight on front axle (laden) / rear axle (laden)		7515 kg / 1435 kg
2.3	Weight on front axle (Unladen) / rear axle (Unladen)		2365 kg / 3585 kg
	Wheels		
3.1	Tyres type		Pneumatic
3.2	Dimensions of front wheels		14,5R20 18PR MPT80
3.3	Dimensions of rear wheels		10R17,5 134/132 G291
3.5	Number of front wheels / rear wheels		2 / 2
3.5.2	Number of drive wheels		2
3.6	Front wheel gauge	b10	1550 mm
3.7	Rear wheel gauge	b11	1570 mm
	Dimensions		
4.1	Tilt of Mast Forward (deg) / Backward (deg)	α / β	6 / 12
4.7	Height of overhead guard (cabin)	h6	2507 mm
4.8	Seat height/stand height	h7	1484 mm
4.12	Height of towing bar (coupling height)	h10	735 mm
4.19	Overall length	l1	4701 mm
4.20	Length to face of forks	l2	3501 mm
4.21	Overall width	b1	1923 mm
4.21	Overall width - Single wheels	b1	1923 mm
4.22	Forks section / width / length	s / e / l	40 mm x 125 mm / 1200 mm
4.23	Fork carriage ISO 2328 (class/form) A/B		3
4.24	Fork carriage width	b3	1470 mm
4.31	Ground clearance below mast	m1	460 mm
4.32	Ground clearance at centre of wheelbase	m2	440 mm
4.33	Aisle Width for pallets 1000 x 1200 crossways	Ast	5360 mm
4.34	Aisle width for 800 x 1200 pallet lengthways	Ast	5360 mm
4.36	Internal turning radius (over tyres)	b13	300 mm
4.35	Turning radius	Wa	3220 mm
	Performances		
5.1	Travel speed (laden / unladen)		10 km/h / 22 km/h
5.2.1	Lifting speed (unladen)		0.30 m/s
5.3.1	Lowering speed (unladen)		0.40 m/s
5.5	Drawbar pull (Laden)		4670 daN
5.7	Gradeability (laden / unladen)		14 % / 21 %
5.10	Service brake		Hydraulic
	Engine		
7.1	Engine brand / model		Perkins / 854F-E34T 54009.1
7.2	Engine power according to ISO 1585		55 kW
7.3	Rated speed		2200 rpm
7.4	Number of cylinders / Capacity of cylinders		4 - 3400 cm ³
7.5	Fuel consumption according to VDI cycle		6.20 l/h
	Miscellaneous		
8.2	Working hydraulic pressure for attachments		185 Bar
8.3	Oil flow rate for attachments		97 l/min
8.4	Measured/guaranteed mean noise level at the ear of the operator		< 76 dB(A)

Dimensional drawing




Characteristics of masts and residual capacities

Full Visibility Duplex		FVD 30	FVD 33	FVD 35	FVD 37	FVD 40	FVD 45	FVD 50	FVD 55
h2 - Free lift	mm	310	310	310	310	310	310	310	310
h1 - Height mast lowered *	mm	2375	2525	2625	2785	2975	3225	3475	3725
h3 - Lifting Height	mm	3000	3300	3500	3700	4000	4500	5000	5500
h4 - Height mast extended *	mm	4115	4415	4615	4815	5115	5615	6115	6615
α / β - Mast inclination (front / rear)	°	6 / 12	6 / 12	6 / 12	6 / 12	6 / 12	6 / 12	6 / 12	6 / 12
Residual capacity at max height	kg	3000	3000	3000	3000	3000	2900		
Residual capacity without attachment (Industrial load chart)	kg	3000	3000	3000	3000	3000	2900		
Residual capacity with integrated side shift (Industrial load chart)	kg	3000	3000	3000	3000	3000			

Free Lift Triplex		FLT 37	FLT 40	FLT 43	FLT 47	FLT 50	FLT 55	FLT 60	FLT 65	FLT 70
h2 - Free lift	mm	1283	1382	1533	1633	1793	1983	2233	2483	2733
h1 - Height mast lowered *	mm	2275	2375	2525	2625	2785	2975	3225	3475	3725
h3 - Lifting Height	mm	3700	4000	4300	4700	5000	5500	6000	6500	7000
h4 - Height mast extended *	mm	4732	5032	5332	5732	6032	6532	7032	7532	8032
α / β - Mast inclination (front / rear)	°	6 / 12	6 / 12	6 / 12	6 / 12	6 / 12	6 / 12	6 / 12	6 / 12	6 / 12
Residual capacity at max height	kg	3000	3000	3000	2800	2600	2000	1800	1350	1000
Residual capacity without attachment (Industrial load chart)	kg	300	3000	3000	2800	2600	2000	1800	1350	1000
Residual capacity with integrated side shift (Industrial load chart)	kg	3000	3000							

Full Visibility Triplex		FVT 55	FVT 67
h2 - Free lift	mm	0	0
h1 - Height mast lowered *	mm	3055	3455
h3 - Lifting Height	mm	5500	6700
h4 - Height mast extended *	mm	6725	7925
α / β - Mast inclination (front / rear)	°	6 / 12	6 / 12
Residual capacity at max height	kg	1250	
Residual capacity without attachment (Industrial load chart)	kg	1250	



Siège Social

430 rue de l'Aubinière - 44150 Ancenis Cedex - France

Tel: +33(0)2 40 09 10 11 - Fax: +33 (0)2 40 09 10 97

www.manitou.com



This brochure describes versions and configuration options for Manitou products which may be fitted with different equipment. The equipment described in this brochure may be standard, optional or not available depending on version. Manitou reserves the right to change the specifications shown and described at any time and without prior warning. The manufacturer is not liable for the specifications given. For more information, contact your Manitou dealer. Non-contractual document. Product descriptions may differ from actual products. List of specifications is not comprehensive. The logos and visual identity of the company are the property of Manitou and may not be used without authorisation. All rights reserved. The photos and diagrams contained in this brochure are provided for information only.

MANITOU BF SA - Limited company with board of directors - Share capital: 39,668,399 euros - 857 802 508 RCS Nantes