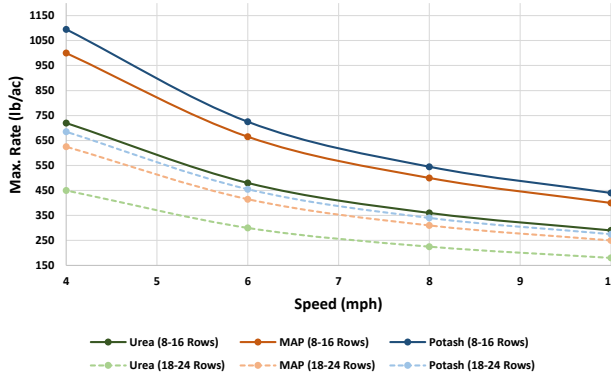


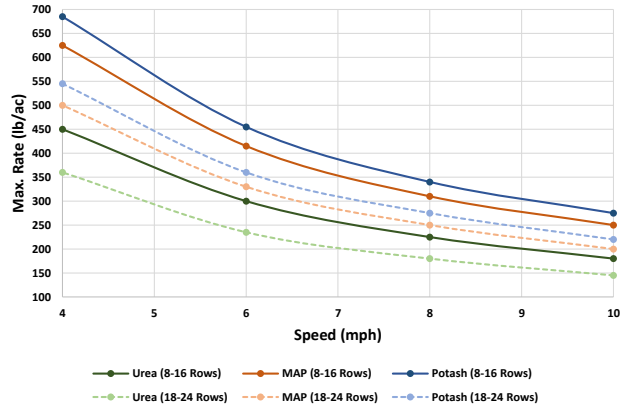
Montag Gen 1 Rate Capacity Chart

Gen I Maximum Rate by Speed (30" Row)											
Gen I HO Meter (8-16 rows)						Gen I STD Meter (8-16 rows)					
Urea (46 lb/ft ³)		MAP (64 lb/ft ³)		Potash (70 lb/ft ³)		Urea (46 lb/ft ³)		MAP (64 lb/ft ³)		Potash (70 lb/ft ³)	
Speed	Max. Rate	Speed	Max. Rate	Speed	Max. Rate	Speed	Max. Rate	Speed	Max. Rate	Speed	Max. Rate
10	290	10	400	10	440	10	180	10	250	10	275
8	360	8	500	8	545	8	225	8	310	8	340
6	480	6	665	6	725	6	300	6	415	6	455
4	720	4	1000	4	1095	4	450	4	625	4	685
Gen I HO Meter (18 & 24 rows)						Gen I STD Meter (18 & 24 rows)					
10	180	10	250	10	275	10	145	10	200	10	220
8	225	8	310	8	340	8	180	8	250	8	275
6	300	6	415	6	455	6	235	6	330	6	360
4	450	4	625	4	685	4	360	4	500	4	545

Maximum Rate by Speed
Gen I High Output (2.5") Meter

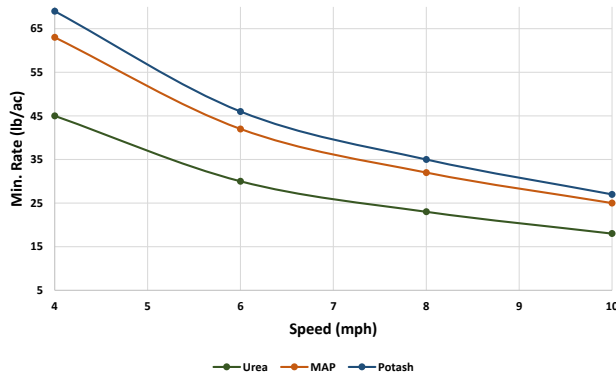


Maximum Rate by Speed
Gen I Standard (2") Meter



Gen I Minimum Rate by Speed (30" Row)											
Gen I HO Meter						Gen I STD Meter					
Urea (46 lb/ft ³)		MAP (64 lb/ft ³)		Potash (70 lb/ft ³)		Urea (46 lb/ft ³)		MAP (64 lb/ft ³)		Potash (70 lb/ft ³)	
Speed	Min. Rate	Speed	Min. Rate	Speed	Min. Rate	Speed	Min. Rate	Speed	Min. Rate	Speed	Min. Rate
10	18	10	25	10	27	10	9	10	13	10	14
8	23	8	32	8	35	8	12	8	16	8	18
6	30	6	42	6	46	6	15	6	21	6	23
4	45	4	63	4	69	4	23	4	32	4	35

Minimum Rate By Speed
Gen I High Output (2.5") Meter



Minimum Rate By Speed
Gen I Standard (2") Meter

