



850-860

BALE CHOPPERS/FEEDERS

WHEN FARMING MEANS BUSINESS

Realising the full potential of farming is about growing and developing your business, not only your crop or livestock, but also your profit. Improve productivity and profitability by focusing on the positives and minimising disadvantageous aspects, through strong, dedicated management.

Success springs from determination and clear targets, from laying down the appropriate strategy and allocating correct investments for the future. Quality results require the right ideas and equipment. When there is work to be done, you need the optimal setup and smart solutions that support you towards an easier, more profitable way of working. You need solutions that make tough and demanding conditions less complicated.





FEEDING

Accurate feeding and bedding, utilising the material to the maximum at the same time as keeping speed and pace during the process are key elements in securing a high output of your livestock.

A red Kverneland bale chopper/feeder is shown in a barn at night. The machine is discharging a stream of chopped hay into a trough. Several cows are visible in the trough, eating the hay. The barn is illuminated by overhead lights, and the sky outside is dark blue. The Kverneland logo is visible on the side of the machine.

ARRAY OF MODELS

Loading capacity ranging from 2.0 to 6.0m³

KVERNELAND CHOPPERS/FEEDERS

APPETITE FOR MORE

Some tasks are required to run smoothly, day by day, even when facing challenging conditions. Kverneland bale choppers are designed specifically with this in mind. They are efficient, productive solutions that lower operating costs through higher **accuracy and performance**. Developed to offer more capacity, reaching longer blowing distances and doing the job in less time. Using a bale chopper for the bedding job gives an even spread of material with significant potential of material savings due to a more accurate spread.

The Product Range:



Kverneland 852
2.0m³ bale chamber
Single drum feed system



Kverneland 853 Pro
3.0m³ bale chamber
Drum Feed Control System (DFCS)



Kverneland 856 Pro
6.0m³ bale chamber
Two drum feed system



Kverneland 863
3.0m³ bale chamber
Single drum feed system



Kverneland 863 Pro
3.0m³ bale chamber
Single drum feed system



Kverneland 864
4.2m³ bale chamber
Drum Feed Control System (DFCS)

FUNNEL DESIGN BALE CHAMBER

EFFICIENT MATERIAL FLOW

Bale chamber funnel design ensures smooth flow of material towards the shredding drum.



Floor Conveyor


The floor conveyor consists of a **hydraulically driven** chain and slat floor conveyor with variable speed and reversing facility.

The ratio between floor conveyor and shredding drums is carefully designed to ensure smooth material flow. The floor conveyor runs on two wear strips made of **special 'UltraGlide' plastic** material to reduce friction and increase chain life.

Slat spacing has been specially determined to ensure consistent and even feed to the shredding drums. The strong conveyor slats are designed for **quick and easy individual replacement**. A rotating marker allows the operator to see the speed and direction of the floor conveyor from the tractor seat. The conveyor has an enclosed lower tray to ensure no spillage or crop loss.

Smooth Bale Chamber Design

A Kverneland hallmark is **the funnel design bale chamber**. Special attention has been directed towards the chamber design, to ensure **an efficient flow of material** from chamber to drum. The inside of the chamber is smooth and clean for an unrestricted material flow. Material is guided towards the beater drum more evenly and it is easier to empty the chamber when finishing the bales.



The conveyor slats are designed for **quick and easy individual replacement**.



UltraGlide strips reduce wear to a minimum. (optional for 852).



V-belt drive - low maintenance and quiet drive of the drum.

Easy shifting from bedding to feeding on the 2-speed gearbox.



2-Speed Gearbox for Bedding or Feeding Configurations

To provide the correct flywheel speed for bedding and feeding the bale choppers are fitted with 2-speed gearbox. The gearbox speed is adjusted by the handle on the side of the machine.

- At lower speed the flywheel ensures a metered flow of silage or hay for feeding.
- At high speed a powerful blow for the most efficient distribution during bedding is ensured.

Wide tailgate design offers easier loading of bales.



Tailgate Design for Easier Loading of Bales

The hydraulically controlled tailgate offers a self-loading capability for easy loading of round or square bales without the need of a second tractor. The wide design of the tailgate makes it easier to load bales. A deep, curved design of the tailgate ensures that the bale is kept firmly inside the tailgate, while the net or twine is removed.

The tailgate offers the ability to carry a second round bale for increased capacity. Total lift capacity of the rear door is 1200kg. A foldable bale retaining kit can be fitted to the end of the tailgate to ensure that the bales stay in position during operation.



Operating both tailgate and floor chain in safe distance from the moving parts, by using the remote control placed on the side of chamber.



Foldable bale retaining kit.



Easy self-loading of baled material.

Remote Control of Tailgate and floor chain

On top of the control terminal located inside the tractor cab, the trailed bale choppers are equipped with an additional remote controlled switch for the floor chain and tailgate (option 852 & 856 Pro). The ability to operate these functions directly from the side of the machine saves valuable time during loading.

VERSATILE CHUTES

OPTIMISED FEEDING AND BEDDING

The Side Chute

The side chute available for Kverneland 853 Pro, 856 Pro and 864 is suitable for both bedding and feeding purposes.

Without excessive blow the feed can be positioned over barriers, into troughs or onto the floor. The height of the discharge chute is controlled hydraulically, offering simple adjustment from bedding to feeding positions. The lower chute tray and discharge flap are self-adjusting to ensure unrestricted flow according to material type being used.

For bedding purposes the chute is moved up and down using the control terminal. The side chute is able to blow straw up to 20m depending on model, material and barnspecific conditions.



The 4-Stage Swivel Chute

The Kverneland 4-stage swivel chute offers maximised comfort and is a cost saving solution with less waste and more efficient bedding and feeding process.

The swivel chute operates in 4 stages which optimises the blowing distance when bedding. Depending on the material and conditions of the barn it can blow up to 18/20m, which allows bedding of the most distant corners of the barn.

Designed with a turning radius of 260°, the system enables easy access to even difficult reachable spaces for complete bedding. The 4-stage movement also optimises feeding performance in flat or high troughs, without blockage, even with long fibrous material from round bale silage or hay.





In-Cab Control

Kverneland bale choppers offers a **greater range of adjustments** from the cab with an intuitive and user friendly controlbox. A joystick easily controls the 4-stage swivel chute.

On top of the control terminal located inside the tractor cab, the Kverneland bale choppers are equipped with an additional **remote controlled switch** for the floor chain and tailgate (optional for 852 and 856 Pro).



The 4-stage swivel chute is operated by the intuitive controlbox joystick.

FINISH THE JOB FASTER


A key aim of the next generation Kverneland 860 series is to provide **more capacity** by shredding the material faster. Flywheel housing and blowing paddles have increased in dimensions to increase performance. This means more material is fed faster into the flywheel, finishing the bale at an **impressive pace**.



Improved aggressive shredder rotor for quick processing of material.

Beater Drum Design for More Productivity

Kverneland 860 series uses a smaller diameter beater, creating a more **open design** to handle larger volumes of **material**. Redesigned cutting teeth provide more **aggressive cut and guidance** of material into the flywheel.



A Kverneland patented system - the knives pass the fixed comb on alternative sides for a more even cut.

Unique Drum Design to Handle a Wide Variety of Materials

Kverneland bale choppers include a unique **drum - knife configuration**. The knives are mounted on angled rings so they pass a fixed 'comb' on alternative sides.

This ensures that the materials are cut and fed into the flywheel chamber evenly, reducing the risk of blockage, offering **even discharge** and leaving the drum and comb clean.

The drum is fitted with 14 knives as standard, but will accept a further 28 knives according to material type - simply bolt them on in a matter of minutes.

More Productivity

Kverneland 860 series is our next generation bale choppers that offer a completely redesigned flywheel solution with focus **on increased material flow**.

The extended dimensions of the flywheel housing and blowing paddles **increase performance** of the bale chopper. This enables the Kverneland 860 series to handle more material at higher speed and efficiently transport the material into the chute.

1.55m diameter flywheel with 6 specially angled blowing paddles, design for transporting large amount of material. Bolt-on paddles ensure easy replacement in case of damage.



MAXIMUM PERFORMANCE

SMOOTH OPERATION



4-Stage Chute with Larger Dimensions

The swivelling chute of Kverneland 860 series increased in width to bring the performance level a step further.

Depending on material and conditions of the barn, the Kverneland 860 series can blow up to 20m, which allows the operator to reach the most distant corners of the barn.

The hydraulically driven swivel chute operates in 4 stages for maximum flexibility which optimizes the blowing distance when bedding.



Adjustable slide.



4-stage chute provides excellent flexibility.

AN ULTIMATE ALL-ROUND BALE CHOPPER



The Kverneland 863 Pro is designed to distribute straw, hay and silage and is a flexible and efficient solution for bedding and feeding applications. It features a new designed belt clutch solution, as well as a newly developed hydraulic comb.

Hydraulic Activation of Shredder Rotor

The Kverneland 863 Pro comes with a new designed belt clutch solution to disengage the shredder rotor. The shredder rotor can be hydraulically disengaged from the tractor cab.

Hydraulic Comb and Top Guard

Hydraulic comb and top guard is standard on the new Kverneland 863 Pro. The comb can be used to control the flow of material into the flywheel, especially when feeding loose material. The top guards reduces spillage and guides material towards the shredder.



Large flywheel housing for increased material flow and faster finishing of bales.



Small diameter shredder rotor capable of handling large volumes of straw.



Hydraulic activation of shredder rotor.



Hydraulic comb and top guard.

PRO EFFICIENCY ANTI BLOCKAGE



Packed with Features

The Kverneland 864 is loaded with features that lets you do more, with less effort and in less time. It has grown its dimensions in all aspects with a massive 4.2m³ chamber size and is a full feature bale chopper.

The Kverneland 864 handles 2.1m diameter round bales and is the ideal bale chopper for bedding and feeding applications. Its' longer body design provides even better support and stability for large square bales.



A blowing distance up to 20m, depending on conditions, ensures excellent reach and operability.



DFCS engaged to reduce the risk of blockages during loading and flywheel start up.



DFCS disengaged for maximum flow through the flywheel.



An extended drawbar provides best possible maneuverability during operation. The extended drawbar ensures easier operation, especially when turning with larger tyred tractors.



Kverneland 864 features an integrated stone trap positioned at the bottom of the floor conveyor. Foreign objects are separated from the material and easily removed afterwards.

Blockage Free Operation

Kverneland 864 is fitted with Drum Feed Control System (DFCS), an **efficient solution for blockage free operation** when feeding loose material. It is a simple and reliable system, which includes a powerful electric cylinder and comb positioned above the drum. During loading the DFCS is engaged, which means that the comb is in a lowered position. This ensures that blockages of the flywheel are minimized during the start up process in loose materials.



CAPACITY FOR THREE ROUND BALES

Two Drum Solution for Added Chopping Capacity

The two drums of the Kverneland 856 Pro feature the unique design of angled knives passing the 'comb' on alternate sides - even feed to the flywheel, reduced blockage and clean at the end.

Specialised Flywheel Configuration

A dedicated flywheel configuration has been developed for the Kverneland 856 Pro. To maximise airflow the 1.55m diameter flywheel is fitted with 6 large front blower paddles. These paddles ensure optimum flow towards the chute for an extended blowing distance, as well as an excellent cleaning of the flywheel housing. Additionally the flywheel features 3 main paddles for an increased intake of material from chamber to flywheel. The flywheel does not chop the straw, thus ensures virtual full length material suitable for bedding of covered yard areas.



Extended paddles on the flywheel increase blowing distance and performance significantly. Bolt-on paddles ensure easy replacement in case of damage.



Kverneland 856 Pro will take 3 round bales for maximum capacity.



Easy access when loading from the top.



Standard fitted with wide angle PTO and remote control.



Two drum solution designed to handle large volumes of material.

THE MULTIPURPOSE MACHINE

Flywheel for Maximum Performance

The large diameter flywheel is fitted with 6 blowing paddles, providing a powerful blow for the most efficient distribution of the material and an excellent cleaning of the flywheel housing. The flywheel does not chop the straw, thus ensures virtual full length material suitable for bedding of covered yard areas.



Long drawbar and wide angle PTO for improved turning with larger tyred tractors is standard.



The Kverneland 853 Pro can be fitted with lighting kit, well protected from damages.



Operating both tailgate as well as floor chain in a safe distance from the moving parts by using the remote control placed on the side of the 853 Pro.





A Kverneland patented system - the knives pass the fixed comb on alternative sides for a more even cut.

Unique Drum Design to Handle a Wide Variety of Materials

The Kverneland 850 range includes a unique drum – knife configuration. The knives are mounted on angled rings so they pass a fixed ‘comb’ on alternative sides.

This ensures that the materials are cut and fed into the flywheel chamber evenly, reducing the risk of blockage, offering even discharge and leaving the drum and comb clean. The drum is fitted with 14 knives as standard, but will accept a further 28 knives according to material type – simply bolt them on in a matter of minutes.

Flexible Solution for Bedding and Feeding


The Kverneland 853 Pro is specifically designed to distribute straw, hay and silage. It is a flexible and efficient solution for bedding and feeding when working with baled straw, hay or silage and clamp silage. The solid construction ensures reliable performance and long machine life. The 3m³ bale chamber is capable of transporting the largest square bales or 2 round bales.



A comfortable control unit shows the actual status of the DFCS.



DFCS engaged to reduce the risk of blockages during loading and flywheel start up.



DFCS disengaged for maximum flow through the flywheel.

Pro Efficiency, Anti Blockage

The Drum Feed Control System (DFCS) is an efficient solution for blockage free operation when feeding loose material. It is a simple and reliable system, which includes a powerful electric cylinder and comb positioned above the drum. During loading the DFCS is engaged, which means that the comb is in a lowered position. This ensures that blockages of the flywheel are minimized during the start up process in loose materials.

Once the flywheel speed is at a sufficient level, all you need to do is to push a button and the DFCS comb will be gradually disengaged and open for full flow through the flywheel resulting in perfect flow and no stop/blockage.

The progressive release of the comb offers a more gentle start, protecting the machine and minimising the risk of blockages. A reliable and simple system with minimum maintenance!





Accurate and Even Bedding

The Kverneland 852 connected to a tractor allows quick pick-up of bales and provides enormous manoeuvrability even on difficult farm places and barn passages. The economic concept can be upgraded with various options to all farm demands.

THE EFFICIENT AND SIMPLE ANSWER FOR BEDDING AND FEEDING

The Drum and Flywheel

The working heart of the Kverneland 852 is the combination of drum, comb and flywheel – all specifically designed to shred straw bales of various formats. The drum is fitted with spirals of knives and small 'gripper' teeth which take the straw from the bale and feed it evenly into the flywheel chamber.



The drum-comb combination is designed for shredding straw bales in all formats.



For multipurpose of bedding and feeding, a silage kit with extended comb is available.

The Bedding Specialist

The Kverneland 852 mounted bale chopper is specially designed for working with straw for bedding purposes. The 2m³ chamber offers fast and easy loading of bales and the tailgate offers the possibility to carry an extra bale for improved efficiency.



The special design of the tailgate and optional bale retainer offers the possibility to carry an extra round bale.



Convenient and simple self-loading of bales.

Self-Loading of Bales

The hydraulically operated tailgate fitted to the Kverneland 852 provides a convenient self-loading facility for easy loading of square or round bales.

ORIGINAL PARTS & SERVICE

LET'S FOCUS ON YOUR BUSINESS

ORIGINAL
PARTS

- 
- ① LONG LASTING, HIGH QUALITY SPARE PARTS
 - ② OVER 100 YEARS OF PARTS KNOWLEDGE
 - ③ SUPPORT FROM A WIDE NETWORK OF DEALERS
 - ④ 24/7 SPARE PARTS SERVICE
 - ⑤ HIGHLY SKILLED DEALER TECHNICIANS

MYKVERNELAND

SMARTER FARMING ON THE GO

A personalised online platform tailored to your machine needs

With MYKVERNELAND you will benefit from easy access to Kverneland's online service tools.

Receive first hand access to information on future developments and updates, operator and spare part manuals, FAQs and local VIP offers. All information is gathered in one place.





TECHNICAL DATA

	Bale Choppers / Feeders								
Model	852	853 PRO	853 PRO	856 PRO	856 PRO	863	863 Pro	864	864
Chute	3-Stage Sw. Chute	Side Chute	4-stage Sw. Chute	Side Chute	4-stage Sw. Chute	4-stage Sw. Chute	4-stage Sw. Chute	Side Chute	4-stage Sw. Chute
Cubic Volume (m ³)	2.00	3.00	3.00	6.00	6.00	3.00	3.00	4.20	4.20
Blowing Distance* (m)	up to 18	up to 20	up to 18	up to 20	up to 18	up to 20	up to 20	up to 20	up to 20
Chassis	Mounted	Trailed	Trailed	Trailed	Trailed	Trailed	Trailed	Trailed	Trailed
Metering System	Single Drum	Single Drum DFCS	Single Drum DFCS	Two-Drum	Two-Drum	Single Drum	Single Drum	Single Drum DFCS	Single Drum DFCS
Gearbox Specification	2-speed	2-Speed	2-Speed	2-Speed	2-Speed	2-Speed	2-Speed	2-Speed	2-Speed
Capacity									
Load Capacity (kg)	800	1250	1250	3000	3000	1500	1500	2000	2000
Unladen Weight (kg)	1395	1835	1885	2240	2265	1950	2000	2030	2050
Max. Round Bale Width (m)	1.35	1.35	1.35	1.35	1.35	1.35	1.35	1.35	1.35
Max. Round Bale Diameter (m)	1.80	2.00	2.00	2.10	2.10	2.10	2.10	2.10	2.10
Max. Square Bale Size (m)	1.20x1.20x2.50	1.20x1.20x2.70	1.20x1.20x2.70	1.20x1.20x2.70	1.20x1.20x2.70	1.20x1.20x2.70	1.20x1.20x2.70	1.20x1.20x2.70	1.20x1.20x2.70
Dimensions									
Overall Length - Door Closed (m)	2.87	3.95	3.95	5.10	5.10	4.00	4.00	4.55	4.55
Overall Height (m)	2.60	2.31	2.66	2.40	2.66	2.66	2.66	2.33	2.66
Overall Height - Chute open (m)	2.70	2.31	3.06	2.40	3.06	3.06	3.06	2.33	3.06
Overall Width - Machine (m)	2.14	1.95	1.95	1.95	1.95	2.00	2.00	2.05	2.00
Overall Width - Over Tyres (m)	-	2.01	2.01	2.10	2.10	2.01	2.01	2.01	2.01
Discharge									
Chute	Electric	Hydraulic	Electric	Hydraulic	Electric	Hydraulic	Hydraulic	Hydraulic	Hydraulic
Attachment to Tractor									
Power Requirem. at PTO (kW/HP)	40/55	48/60	48/60	56/75	56/75	51/70	51/70	51/70	51/70
PTO Input Speed (rpm)	540	540	540	540	540	540	540	540	540
Wide angle PTO	NA	●	●	●	●	●	●	●	●
Safety Protection	PTO Friction Clutch & Overrun								
Tractor Flow Requirement	40 litres/min @ 180 bar					50 l/min @ 180 bar			
Equipment									
Bale Retaining Kit	○	○	○	○	○	○	○	○	○
Remote Control	○	●	●	○	○	●	●	●	●
Number of Knives on Drum	14 x Standard - 28 extra optional								
Wheel Equipment	-	10x15.3x10ply	10x15.3x10ply	11.5x15.3x14ply	11.5x15.3x14ply	10x15.3xx14ply	10x15.3xx14ply	10x15.3x14ply	10x15.3x14ply
Road light Kit	○	○	○	○	○	○	○	○	○
Mudguards	-	○	○	○	○	○	○	○	○
Drawbar, Ring Hitch or 2-pt Linkage	-	●	●	●	●	●	●	●	●
Silage Kit	○	●	●	●	●	●	●	●	●
Stone Trap	-	-	-	-	-	-	-	●	●

- Standard equipment
- Option
- Not available
- * Depending on material and barn-specific conditions

Information provided in this brochure is made for general information purposes only and for worldwide circulation. Inaccuracies, errors or omissions may occur and the information may thus not constitute basis for any legal claim against Kverneland Group. Availability of models, specifications and optional equipment may differ from country to country. Please consult your local dealer. Kverneland Group reserves the right at any time to make changes to the design or specifications shown or described, to add or remove features, without any notice or obligations. Safety devices may have been removed from the machines for illustration purposes only, in order to better present functions of the machines. To avoid risk of injury, safety devices must never be removed. If removal of safety devices is necessary, e.g. for maintenance purposes, please contact proper assistance or supervision of a technical assistant. © Kverneland Group Kerteminde AS





WHEN FARMING MEANS BUSINESS

kverneland.com