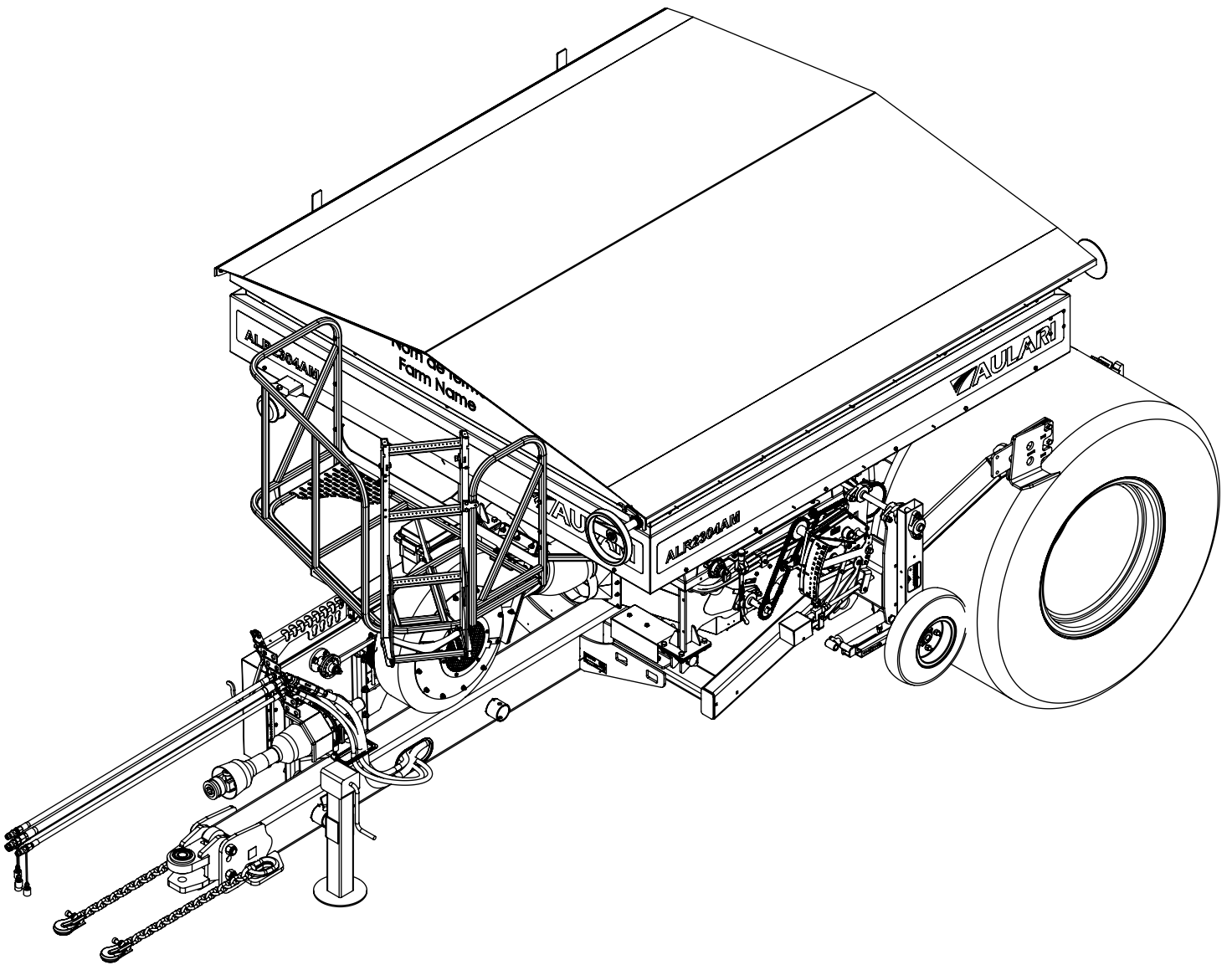




ALR2004GT-24



MANUEL DE PIÈCES PARTS MANUAL

PAGE COUVERTURE	COVER PAGE		I
NOTES	NOTES		III
TABLE DES MATIÈRES	TABLE OF CONTENTS		V
SÉCURITÉ	SECURITY		VI
SECTION 1: CHÂSSIS			
CHÂSSIS ALR2004GT (SANS RELEVAGE)	FRAME ALR2004GT (WITHOUT HITCH)	REG-1491.1	1.1
SUPPORTS D'AILES	WING SUPPORTS	REG-149-1.3	1.4
MAIN D'ATTACHE	HITCH	REG-101-5	1.5
ENSEMBLE DE BALANCES - ALR2004GT	SCALES KIT - ALR2004GT	REG-106-4	1.6
BRAS DE ROUE D'ENTRAÎNEMENT	DRIVE WHEEL ARM	PM-119-5.2	1.8
ALIMENTATION HYDRAULIQUE D'EMBASE - ALR2004GT	MANIFOLD HYDRAULIC SUPPLY - ALR2004GT	HYD-3.15	1.10
HYDRAULIQUE RAMPE + ROUE D'ENTRAÎNEMENT (CIRCUIT OUVERT) - ALR2004GT	HYDRAULIC AIR BOOM + DRIVE WHEEL (OPEN CIRCUIT) - ALR2004GT	HYD-2.1	1.13
SECTION 2: BASE DE DISTRIBUTION			
BASE DE DISTRIBUTION 24RGS/24S/6CYL	DISTRIBUTION SYSTEM 24ROWS/24O/6CYL	REG-110D-24J.C6	2.1
BASE DE DISTRIBUTION 24RGS/24S/6CYL	DISTRIBUTION SYSTEM 24ROWS/24O/6CYL	PM-110D-24J.C6	2.2
ARBRE À CANNELURES ENGRAIS 24RGS/24S	FERTILIZER METERING SHAFT 24ROWS/24O	PM-112D-24	2.4
ARBRE À CANNELURES CÉRÉALES 24RGS/24S (AVEC SUPPORTS)	CEREALS METERING SHAFT 24ROWS/24O (WITH BRACKETS)	PM-112D-C.24-S	2.5
ARBRE À CANNELURES CÉRÉALES 24RGS/24S	CEREALS METERING SHAFT 24ROWS/24O	PM-112D-C.24	2.6
SYSTÈME DISTRIBUTION D'AIR 24S-1 1/2 / 24RGS	AIR DISTRIBUTION SYSTEM 24O-1 1/2 / 24ROWS	PM-114-1D.24A(BC)	2.7
SUPPORT DE TRAPPES 24RGS/24S/6CYL	GATES HOLDER 24ROWS/24O/6CYL	PM-118D-24.C6	2.8
TRAPPES HYD. EMBASE 6 SECT. (ALR3002) 24RGS/24S/6CYL - DÉBIT CONTINU	HYD. GATES MANIFOLD 6 SECT. (ALR3002) 24ROWS/24O/6CYL - FREE FLOW	HYD-3J-D24.C6DC	2.9
EMBASE 6 SECTIONS PRÉ-MONTÉES - DÉBIT CONTINU	6 SECTIONS MANIFOLD PRE-ASSEMBLED - FREE FLOW	HY-000079	2.11
TRANSMISSION VARIABLE MÉCANIQUE ALR3002	MECHANICAL VARIABLE TRANSMISSION ALR3002	REG-119-2A	2.12
AJUSTEMENT ÉLECTRIQUE DE TRANSMISSION	IN CAB REMOTE TRANSMISSION ADJUSTMENT	REG-119-2.2B	2.13
TIGE D'AJUSTMENT	ADJUSTING ROD	PM-119-2.2	2.15
AJUSTEMENT ÉLECTRIQUE DE TRANSMISSION	ELECTRICAL TRANSMISSION ADJUSTMENT	PM-119-2.2A	2.16
TENDEUR DE CHAÎNES	CHAINS TENSIONER	PM-119-3B	2.17
SECTION 3: TURBINE			
TURBINE RT176CW (ENTR. MÉCANIQUE)	BLOWER RT176CW (MECHANICAL DRIVE)	REG-109-7J	3.1
TURBINE RT176CW (ENTR. MÉCANIQUE)	BLOWER RT176CW (MECHANICAL DRIVE)	PM-0-46-112532-2	3.8
SUPPORT DE TURBINE RT176CW (ENTR. MÉCANIQUE)	BLOWER SUPPORT RT176CW (MECHANICAL DRIVE)	PM-109-7J	3.10
POULIE IDLER COURROIE TRIPLE	IDLER PULLEY TRIPLE BELT	PM-ALSH600-1624-1	3.11
COFFRE À OUTILS AVEC SUPPORT	TOOLBOX WITH BRACKET	PM-156-3D	3.12
SECTION 4: TRÉMIE			
TRÉMIE (INOX) 5200 LITRES / 5TM	HOPPER (STAINLESS) 5200 LITERS / 5MT	REG-121-2E	4.1
TRÉMIE (INOX) 5200 LITRES / 5TM	HOPPER (STAINLESS) 5200 LITERS / 5MT	PM-121-2E	4.3
CADRAN À PRESSION (BOYAU 68PO)	PRESSURE GAUGE (HOSE 68IN)	REG-109-3C(68)	4.11
PIÈCES DIVERSES	VARIOUS PARTS	DIVERS/VARIOUS	4.12
PAGE ARRIÈRE	BACK PAGE		IX

INFORMATIONS ALERTE DE SÉCURITÉ
SAFETY ALERT INFORMATION

Familiarisez-vous avec le symbole d'alerte de sécurité. Il est utilisé pour vous avertir des instructions concernant la sécurité des personnes et des autres en matière de sécurité. Quand vous voyez ce symbole sur un autocollant de sécurité sur votre machine ou dans ce manuel, être attentif à la possibilité de blessures.

Suivez toutes les précautions recommandées et les pratiques d'exploitation sécuritaires en tout temps. Le non-respect de ces instructions peut entraîner des blessures ou la mort.

Become familiar with the safety alert symbol. It is used to alert you to safety instructions for people and others regarding safety. When you see this symbol on a safety decal on your machine or in this manual, be alert to the possibility of personal injury.

Follow all recommended precautions and safe operating practices at all times. Failure to follow these instructions can result in injury or death.



RECONNAÎTRE LES CONSIGNES DE SÉCURITÉ
RECOGNIZE SIGNAL WORDS

Les mots - DANGER, AVERTISSEMENT ou ATTENTION - sont utilisés avec le symbole d'alerte de sécurité.

DANGER: Indique une situation extrêmement dangereuse qui, si elle n'est pas évitée, entraîne la mort ou des blessures graves.

AVERTISSEMENT: Indique une situation potentiellement dangereuse qui, si elle n'est pas évitée, pourrait entraîner la mort ou des blessures graves.

ATTENTION: Indique une situation potentiellement dangereuse qui, si elle n'est pas évitée, peut entraîner des blessures mineures ou modérées.

AVIS: Indique une situation qui pourrait entraîner des dommages à la machine ou d'autres biens.



Les panneaux DANGER ou AVERTISSEMENT sont situés près des zones de dangers spécifiques. Des précautions générales sont inscrites à la signalisation de sécurité ATTENTION.

A signal word - DANGER, WARNING, or CAUTION - is used with the safety alert symbol.

DANGER: Indicates an imminently hazardous situation which, if not avoided, will result in death or serious injury.

WARNING: Indicates a potentially hazardous situation which, if not avoided, could result in death or serious injury.

CAUTION: Indicates a potentially hazardous situation which, if not avoided, may result in minor or moderate injury.

NOTICE: Indicates a situation that could result in damage to the machine or other property.



AVIS

NOTICE

DANGER or WARNING signs are located near specific hazards. General precautions are listed on CAUTION safety signs.

VÊTEMENTS DE PROTECTION
PROTECTIVE CLOTHING



Veillez à toujours porter des vêtements de protection, protection auditive, protection des yeux et du visage, et des bottes à embout d'acier lors de l'assemblage d'équipements AULARI.

L'exposition à des bruits forts peut nuire à l'audition. Porter une protection auditive convenable comme des bouchons ou des coquilles de protection contre les bruits pour prévenir la perte d'audition.

Always be sure to wear proper protective clothing, hearing protection, eye and face protection, and steel-toed boots when assembling AULARI equipment.

Exposure to loud noises can impair hearing. Wear suitable hearing protection such as earplugs or earmuffs to protect against loud noises and hearing loss.

FLUIDES SOUS HAUTE PRESSION
HIGH PRESSURE FLUIDS

Avant de travailler sur le système hydraulique, abaisser la machine et retirer la pression du système.

Des fluides à haute pression peuvent être injectés dans le corps, causant des blessures graves.

Ce risque peut être évité en relançant la pression avant de débrancher toutes conduites hydrauliques. S'assurer que tous les raccords sont serrés avant d'appliquer toute pression.

ATTENTION lors de la recherche de fuite. Gardez toujours les mains ou le corps loin de fluides à haute pression. Utilisez une feuille de papier pour localiser des fuites, plutôt que votre main.

Si un accident se produit, consultez immédiatement un médecin. Des blessures non traitées peuvent entraîner des problèmes pour votre santé.


Before working on hydraulic system, lower the machine fully and remove pressure from the system.

High pressure fluids can be injected into the body causing serious injury.

This hazard can be avoided by relieving the pressure before disconnecting any hydraulic lines. BE SURE all fittings are tightened before applying any pressure.

BE CAREFUL when searching for leaks. ALWAYS keep your hands and body away from high pressure fluids. Use a sheet of paper to located leaks, rather than your hand.

If an accident occurs, see a doctor immediately. Untreated injuries can result in health problems.



⚠ DANGER

Risque d'écrasement!

Ne restez jamais sous une charge. Soutenez toujours les caisses d'expédition à l'aide de l'équipement de déchargement avant de desserrer les sangles d'expédition du camion. Désassemblez les caisses d'expédition à l'horizontal uniquement. Le non-respect de cette directive aura comme conséquence des blessures graves ou mortelles.

⚠ DANGER

Risk of crushing!

Never stand under a load. Always support the shipping crates with the unloading equipment before loosening the truck shipping straps. Disassemble the crates horizontally only.

Failure to follow these instructions will result in death or serious injury.

⚠ AVERTISSEMENT

L'usage inapproprié des outils nécessaires à l'installation pourrait entraîner la chute des composants de l'unité. Suivez toutes les directives d'installation. Assurez-vous que toute personne utilisant les chariots élévateurs, les palans à chaîne en hauteur, les chandelles, etc. a lu tous les manuels d'utilisation et de sécurité et a reçu la formation appropriée.

Le non-respect de ces directives pourrait avoir comme conséquence des blessures graves ou mortelles.

⚠ WARNING

Inappropriate use of required tools for installation could result in fall of components.

Follow all installation instructions. Make sure that anyone using forklifts, chain hoists, steel jack stands, etc. read all installation and safety manuals and have received the appropriate training.

Failure to follow these instructions could result in death or serious injury.

⚠ AVERTISSEMENT

Pièces lourdes!

Le déchargement des pièces des composants du camion peut entraîner des blessures. Certaines pièces sont très lourdes. Gardez les personnes non concernées éloignées des zones de déchargement. Le non-respect de ces directives pourrait avoir comme conséquence des blessures graves ou mortelles.

⚠ WARNING

Heavy parts!

The unloading of the truck components parts can cause injuries. Some parts are very heavy. Keep unaffected persons away from unloading areas. Failure to follow these instructions could result in serious or fatal injuries.

AVIS: Ne laissez pas les flexibles hydrauliques se tordre pendant l'assemblage et le serrage. Les flexibles hydrauliques tordus peuvent faire défaut prématurément et ainsi causer des dommages à l'outil et présenter un danger pour l'opérateur. Utilisez toujours deux clés pour serrer les raccords hydrauliques de façon à éliminer les risques de torsion.

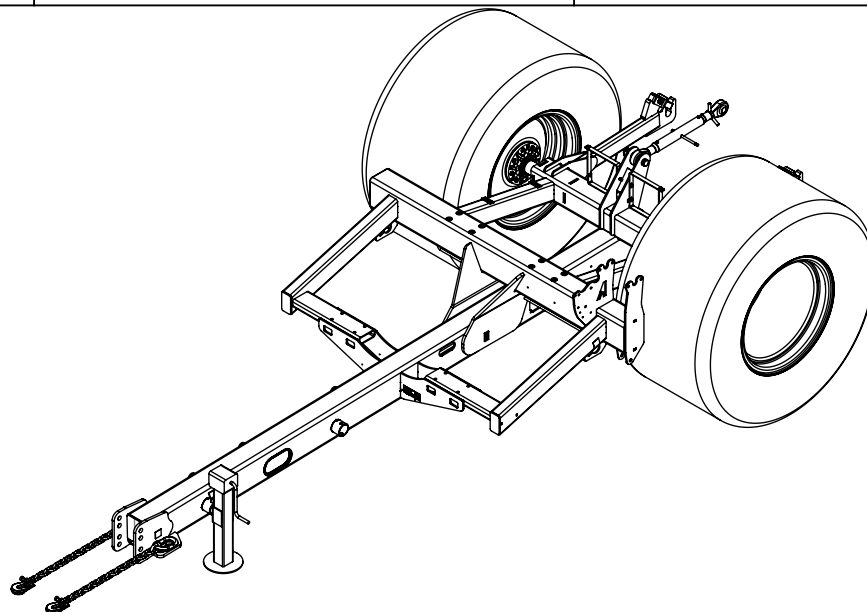
NOTICE: Do not let the hydraulic hoses twist during assembly and tightening. Twisted Hydraulic hoses can wear prematurely, causing damage to the tool and presents a danger to the operator. Always use two wrenches to tighten the hydraulic connections to eliminate torsion risk.

SECTION 1:

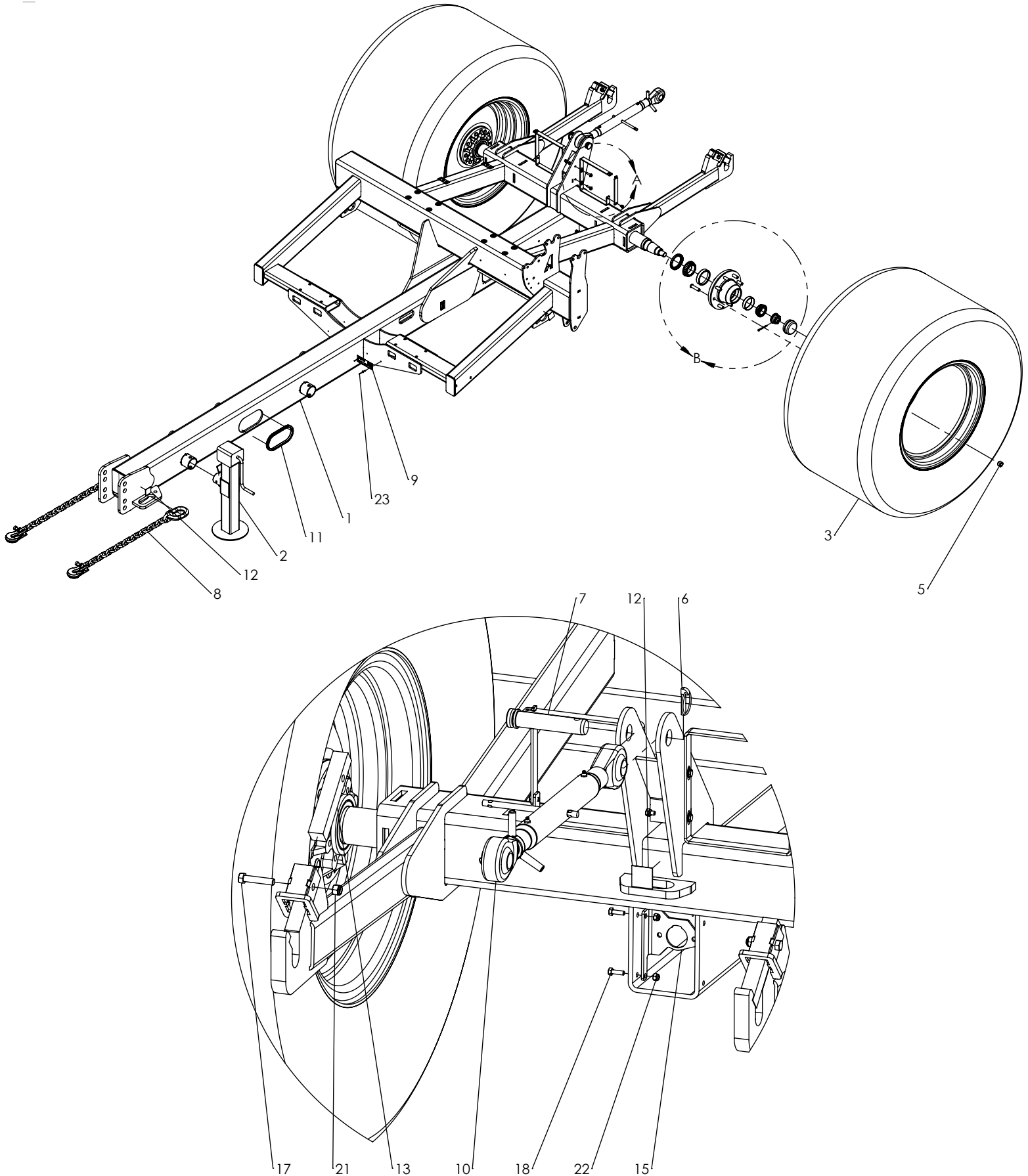
CHÂSSIS
FRAME

**CHÂSSIS ALR2004GT (SANS RELEVAGE)
FRAME ALR2004GT (WITHOUT HITCH)**

# ITEM	# PIÈCE / # PART	DESCRIPTION	DESCRIPTION	QT
1	FAB-149-1.1	CHÂSSIS ALR2004GT (SANS RELEVAGE)	FRAME ALR2004GT (WITHOUT HITCH)	1
2	FAB-149-4.9	BÉQUILLE	JACK	1
3	MEPN-54X31.00R26-1(B)	PNEU GOODYEAR 54X31R26 - JANTE 25X26 (DÉCALAGE 9 1/8) BLANC	GOODYEAR TIRE 54X31R26 - RIM 25X26 (OFFSET 9 1/8) WHITE	2
4	MEPN-C10000	MOYEU DE ROUE 10 000 LBS + COMPOSANTES	WHEEL HUB 10 000 LB + COMPONENTS	2
4.1	N/A	JOINT D'ÉTANCHÉITÉ (MOYEU 10 000 LBS)	SEAL (HUB 10 000 LBS)	1
4.2	N/A	CUVETTE (ROULEMENT 25581)	CUP (BEARING 25581)	1
4.3	N/A	ROULEMENT À ROULEAUX CONIQUES 25581 (10 000 LBS)	TAPERED ROLLER BEARING 25581 (10 000 LBS)	1
4.4	N/A	CUVETTE (ROULEMENT 28995)	CUP (BEARING 28995)	1
4.5	N/A	ROULEMENT À ROULEAUX CONIQUES 28995 (10 000 LBS)	TAPERED ROLLER BEARING 28995 (10 000 LBS)	1
4.6	N/A	GOUJON (MOYEU 10 000 LBS)	STUD (HUB 10 000 LBS)	8
4.7	N/A	MOYEU DE ROUE 10 000 LBS	WHEEL HUB 10 000 LBS	1
4.8	MEPN-CAP10000	CAPUCHON MOYEU 10 000 LBS	CAP HUB 10 000 LBS	1
4.9	N/A	ÉCROU HEX FENDU À EMBASE 1 1/4-12UNF NOIR	HEX FLANGE SLOTTED NUT 1 1/4-12UNF BLACK	1
4.10	QCP-14212	GOUPILLE FENDUE 1/4 X 2 1/2 PO	COTTER PIN 1/4 X 2 1/2 IN	1
5	MEPN-NUT10000	ÉCROU DE ROUE (MOYEU 10 000 LBS)	WHEEL NUT (HUB 10 000 LBS)	16
6	PA-000017	CLAVETTE DE SECURITÉ 3/8 X 1 3/4 RONDE	SAFETY KEY 3/8 X 1 3/4 ROUND	1
7	PA-000018	GOUPILLE 3E POINT 1 1/4PO (CAT-3)	TOP LINK PIN 1 1/4IN (CAT-3)	1
8	PA-000055	CHAÎNE DE SÉCURITÉ CAPACITÉ 20 000 LBS (3/8 X 5 PI)	SAFETY CHAIN 20 0000 LBS RATED (3/8 X 5 FT)	2
9	PADS-3621-001	PLAQUE NUMÉRO DE SÉRIE IND. AULARI	SERIAL NUMBER PLATE	1
10	PADS-DA3000-40	3E POINT COMPLET (CAT-3)	TOP LINK COMPLETE (CAT-3)	1
11	PADS-ES28-132-P80	SNAP ON U-CHANNEL EDGE TRIM	SNAP ON U-CHANNEL EDGE TRIM	1
12	PADS-IDEN.14	AUTOCOLLANT IDENTIFICATION POINT D'ANCRAGE	STICKER IDENTIFICATION ANCHORING POINT	5
13	PF-FC114-1	SERRURE DE RELEVAGE	LIFTING LOCK	2
14	PFS-SSPL316-1521-8	SUPPORT DE BOYAUX	HOSES BRACKET	2
15	PFS-SSPL316-1650-2	SUPPORT CONNECTEUR ÉLECTRIQUE	ELECTRIC PLUG BRACKET	1
16	PFS-SSPL316-1650-4	SUPPORT DE BOYAUX	HOSES BRACKET	2
17	QB-BNC12212	BOULON HEX 1/2-13UNC X 2 1/2 PLAQUÉ GR5	HEX BOLT 1/2-13UNC X 2 1/2 PLATED GR5	2
18	QB-BSS5161	BOULON HEX 5/16-18UNC X 1 INOX	HEX BOLT 5/16-18UNC X 1 STAINLESS	2
19	QB-FSEBSS51612	BOULON HEX À EMBASE DENTELÉE 5/16-18UNC X 1/2 INOX	SERRATED FLANGE HEX BOLT 5/16-18UNC X 1/2 STAINLESS	2
20	QB-FSEBSS516114	BOULON HEX À EMBASE DENTELÉE 5/16-18UNC X 1 1/4 INOX	SERRATED FLANGE HEX BOLT 5/16-18UNC X 1 1/4 STAINLESS	4
21	QB-LNNC12	ÉCROU HEX FREIN NYLON 1/2-13UNC PLAQUÉ	HEX NYLON LOCK NUT 1/2-13UNC PLATED	2
22	QB-LNSS516	ÉCROU HEX FREIN NYLON 5/16-18UNC INOX	HEX NYLON LOCK NUT 5/16-18UNC STAINLESS	6
23	QR-31612	RIVET POP ACIER 3/16 X 1/2 PO	BLIND RIVET STEEL 3/16 X 1/2 IN	2

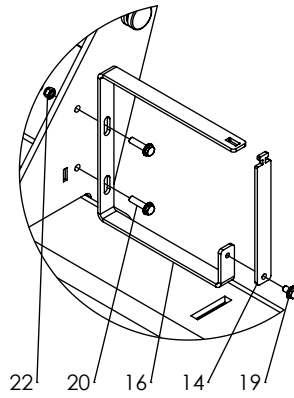


CHÂSSIS ALR2004GT (SANS RELEVAGE)
FRAME ALR2004GT (WITHOUT HITCH)

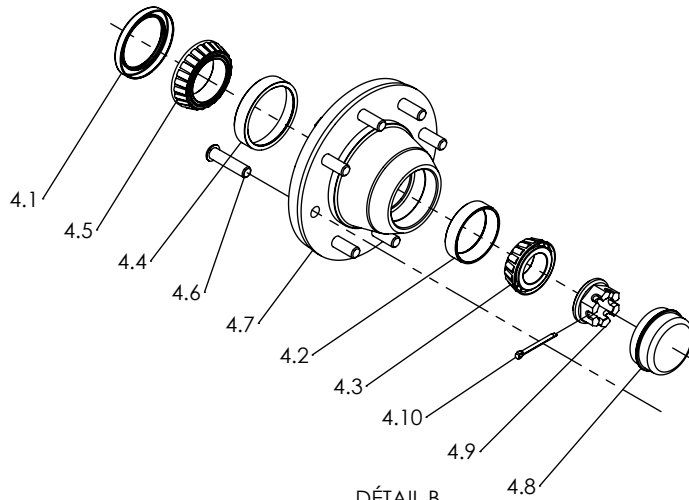


VUE ARRIÈRE
ECHELLE 1 : 10

CHÂSSIS ALR2004GT (SANS RELEVAGE)
FRAME ALR2004GT (WITHOUT HITCH)



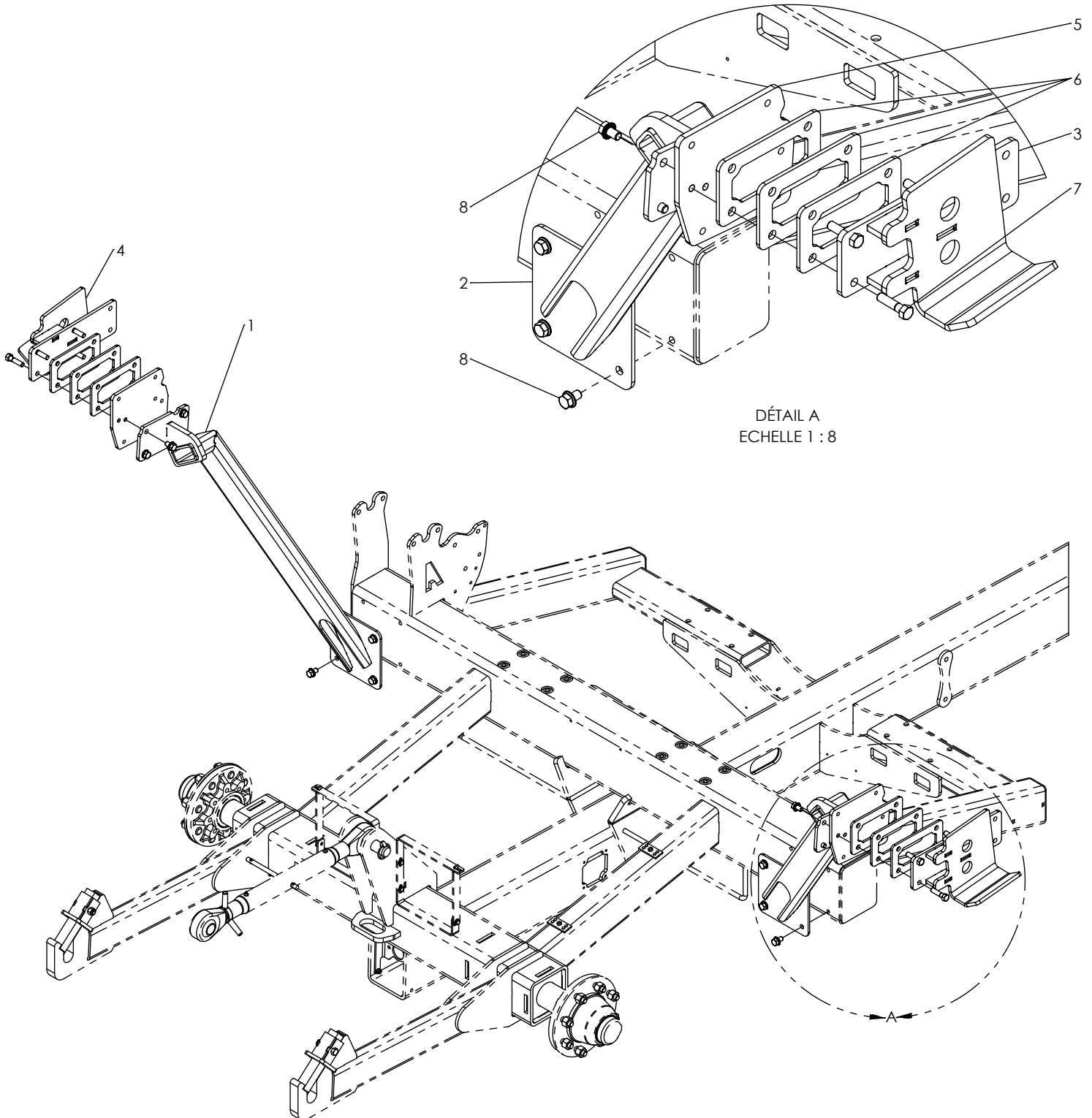
DÉTAIL A
ECHELLE 1 : 10



DÉTAIL B
ECHELLE 1 : 10

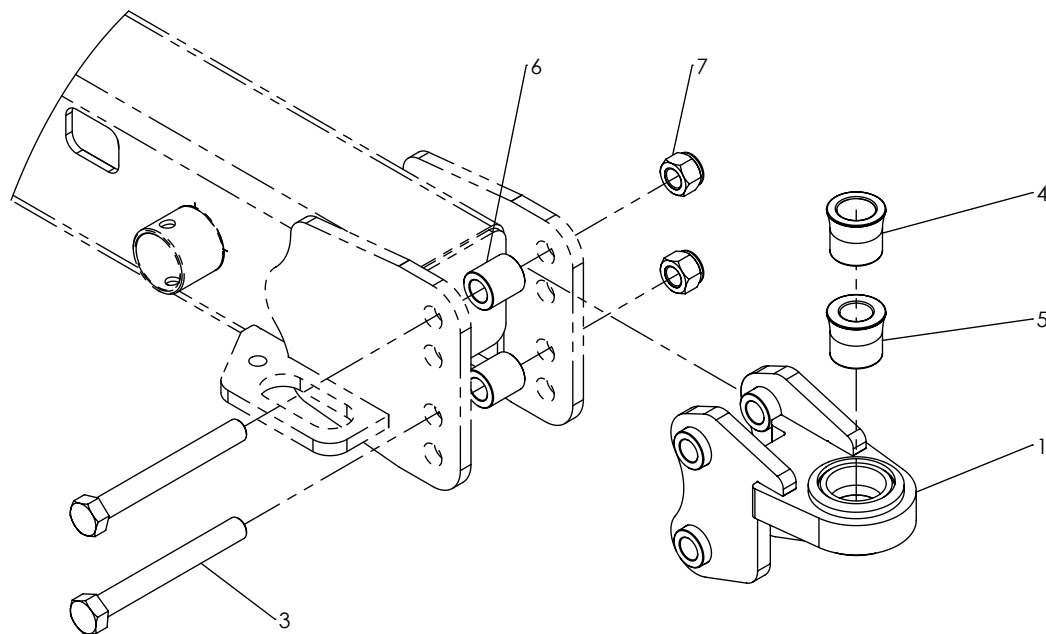
SUPPORTS D'AILES WINGS SUPPORTS

# ITEM	# PIÈCE / # PART	DESCRIPTION	DESCRIPTION	QT
1	FAB-149-1.3	SUPPORT GAUCHE D'AILE DE RAMPE	LEFT SUPPORT FOR AIR BOOM WING	1
2	FAB-149-1.4	SUPPORT DROIT D'AILE DE RAMPE	RIGHT SUPPORT FOR AIR BOOM WING	1
3	FAB-715-9	SUPPORT DROIT D'AILE DE RAMPE	RIGHT BRACKET FOR AIR BOOM WING	1
4	FAB-715-10	SUPPORT GAUCHE D'AILE DE RAMPE	LEFT BRACKET FOR AIR BOOM WING	1
5	PF-PL38-7049-7	PLAQUE DE JONCTION	LINK PLATE	2
6	PFS-SSPL14-7049-1	CALE POUR SUPPORT D'AILE DE RAMPE	SHIM FOR AIR BOOM WING BRACKET	6
7	QB-BNC122	BOULON HEX 1/2-13UNC X 2 PLAQUÉ GR5	HEX BOLT 1/2-13UNC X 2 PLATED GR5	8
8	QB-FSEBNC12034	BOULON HEX À EMBASE DENTELÉE 1/2-13UNC X 3/4 PLAQUÉ GR5	SERRATED FLANGE HEX BOLT 1/2-13UNC X 3/4 PLATED GR5	16

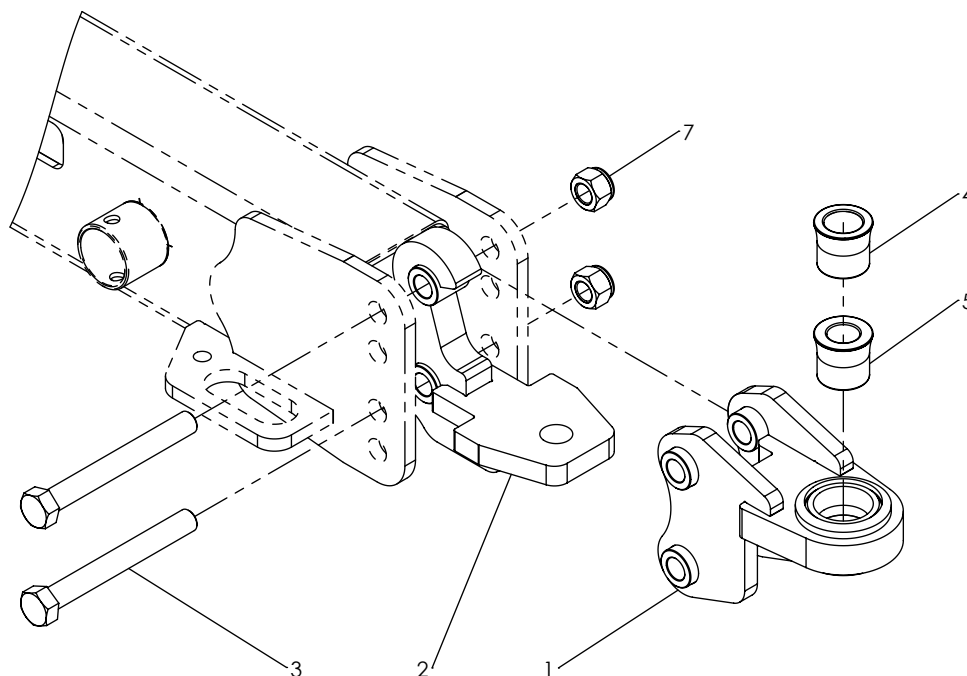


MAIN D'ATTACHE HITCH

# ITEM	# PIÈCE / # PART	DESCRIPTION	DESCRIPTION	QT
1	FAB-101-5A	MAIN D'ATTACHE	HITCH	1
2	FAB-101-5B	MAIN D'ATTACHE	HITCH	1
3	PF-BNC110-1	BOULON HEX 1-8UNC X 8 1/2 PLAQUÉ GR5	HEX BOLT 1-8UNC X 8 1/2 PLATED GR5	2
4	PF-SH234-1	BAGUE DE MAIN D'ATTACHE (1 5/8 PO)	HITCH BUSHING (1 5/8 IN)	1
5	PF-SH234-2	BAGUE DE MAIN D'ATTACHE (1 3/8 PO)	HITCH BUSHING (1 3/8 IN)	1
6	PF-TS13438-5A	BAGUE DE MAIN D'ATTACHE	HITCH BUSHING	2
7	QB-LNNC1	ÉCROU HEX FREIN NYLON 1-8UNC PLAQUÉ	HEX NYLON LOCK NUT 1-8UNC PLATED	2



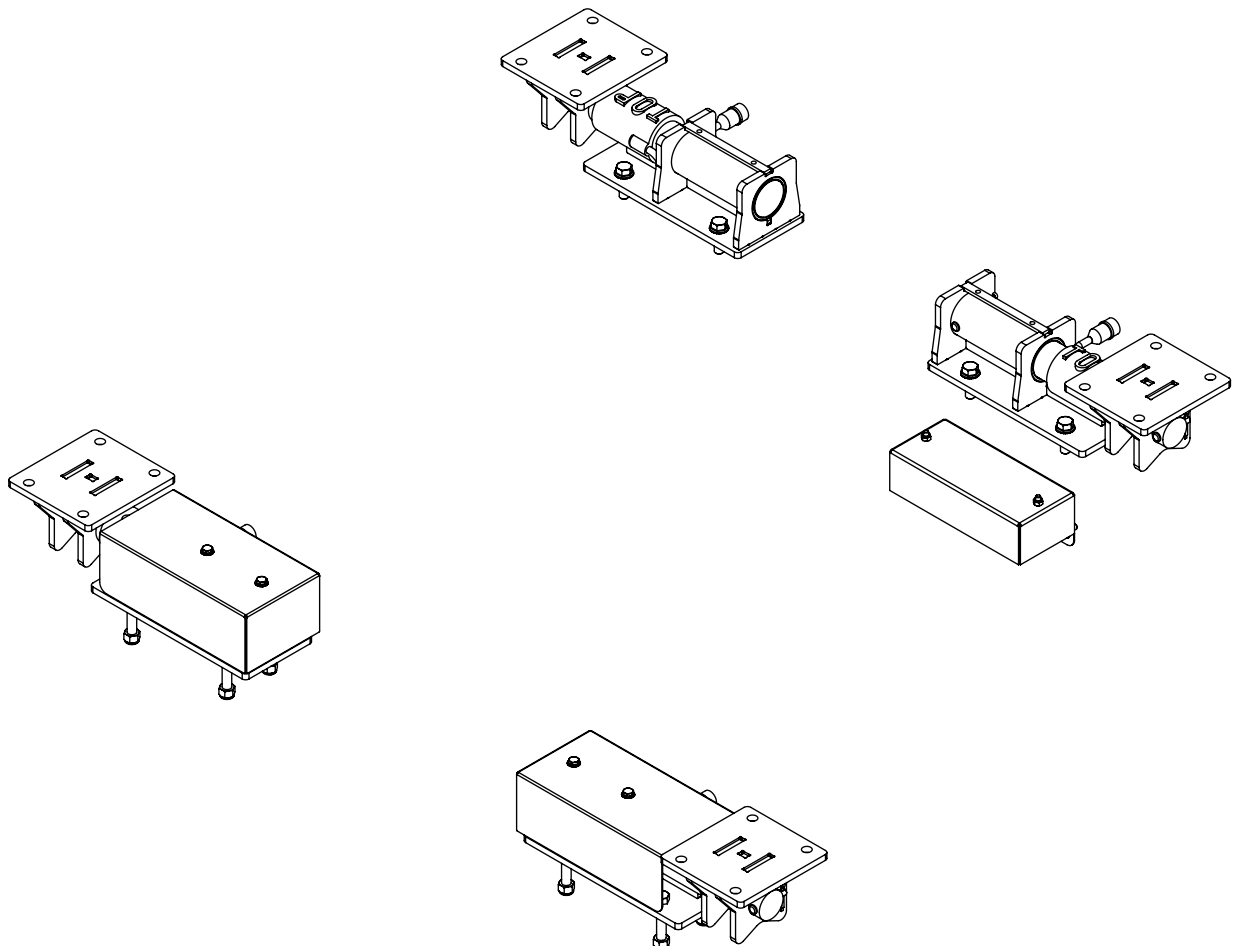
CONFIGURATION MAIN SIMPLE
SINGLE HITCH CONFIGURATION



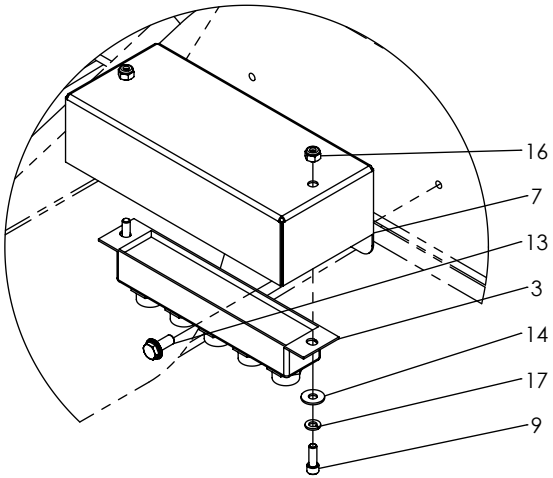
CONFIGURATION MAIN DOUBLE
DOUBLE HITCH CONFIGURATION

**ENSEMBLE DE BALANCES - ALR2004GT
SCALES KIT - ALR2004GT**

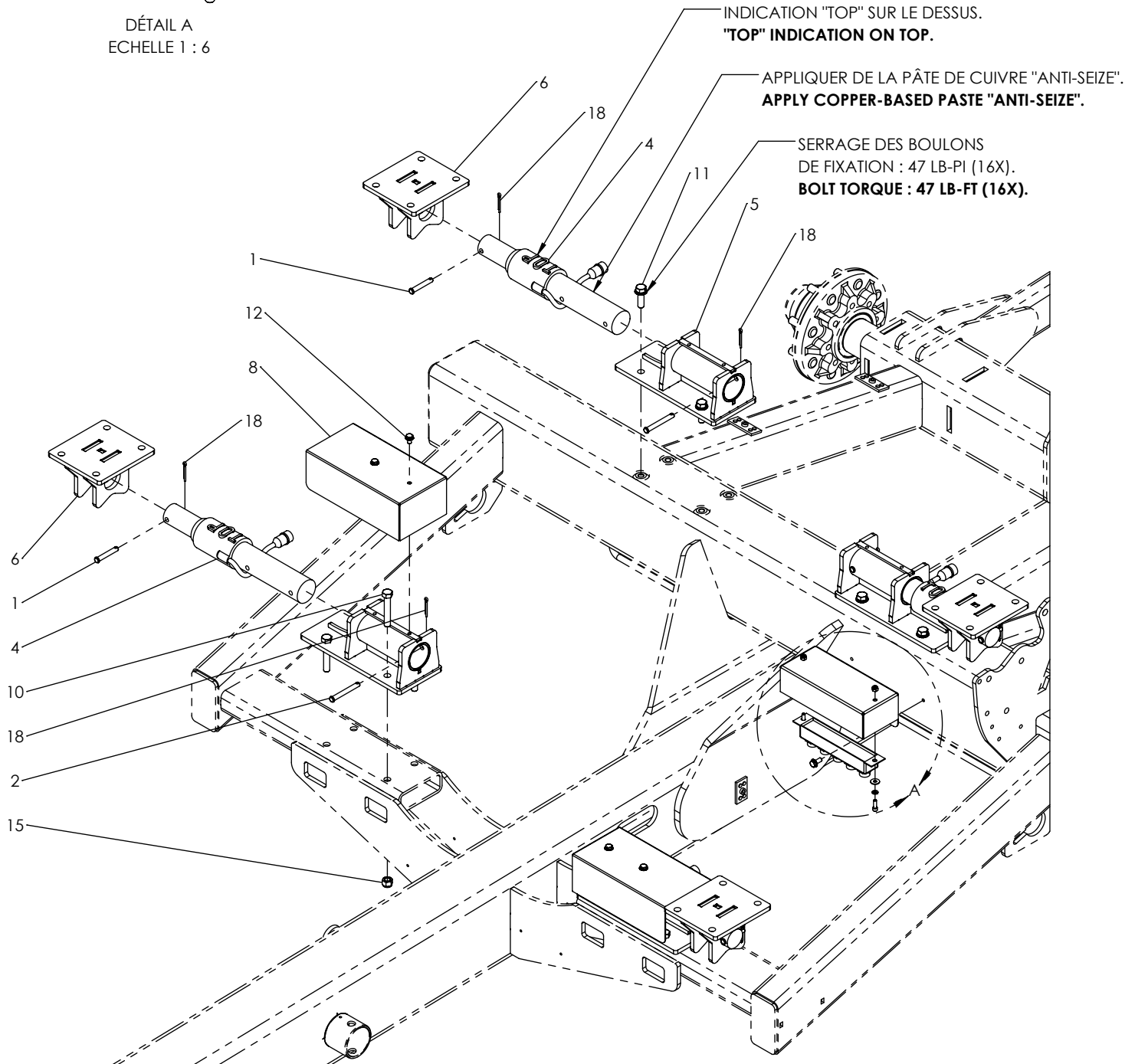
# ITEM	# PIÈCE / # PART	DESCRIPTION	DESCRIPTION	QT
1	EL-14447-0713	BROCHE POUR CELLULE DE BALANCE 3/8 X 2 PO	STEEL CLEVIS PIN 3/8 X 2 IN	4
2	EL-14447-0762	BROCHE POUR CELLULE DE BALANCE 3/8 X 2 3/4 PO	STEEL CLEVIS PIN 3/8 X 2 3/4 IN	4
3	EL-19219-0015	BOÎTE DE JONCTION (4 CELLULES)	SUMMING BOX (4 WEIGHT BAR)	1
4	EL-57845-0017	BALANCE 7500 LBS (CÂBLE 14PI)	WEIGHT BAR 7500 LBS (WIRE 14FT)	4
5	FAB-106-2	SUPPORT DE BALANCE	SCALE BRACKET	4
6	FAB-163-26	SUPPORT DE BALANCE	SCALE BRACKET	4
7	PFS-SSPL16G-49	PROTECTEUR BOÎTE DE JONCTION	SUMMING BOX SHELL	1
8	PFS-SSPL16G-1633-1	PROTÈGE-BALANCE	SCALE PROTECTOR	2
9	QB-BSHCSS1434	VIS À TÊTE CYLINDRIQUE À 6 PANS CREUX 1/4-20UNC X 3/4 INOX	SOCKET HEAD CAP SCREW 1/4-20UNC X 3/4 STAINLESS	2
10	QB-BSS123	BOULON HEX 1/2-13UNC X 3 INOX	HEX BOLT 1/2-13UNC X 3 STAINLESS	8
11	QB-FSEBSS12112	BOULON HEX À EMBASE DENTELÉE 1/2-13UNC X 1 1/2 INOX	SERRATED FLANGE HEX BOLT 1/2-13UNC X 1 1/2 STAINLESS	8
12	QB-FSEBSS51612	BOULON HEX À EMBASE DENTELÉE 5/16-18UNC X 1/2 INOX	SERRATED FLANGE HEX BOLT 5/16-18UNC X 1/2 STAINLESS	4
13	QB-FSEBSS51634	BOULON HEX. À EMBASE DENTELÉE 5/16-18UNC X 3/4 INOX	SERRATED FLANGE HEX BOLT 5/16-18UNC X 3/4 STAINLESS	2
14	QB-FWSS14	RONDELLE PLATE 1/4 INOX	FLAT WASHER 1/4 STAINLESS	2
15	QB-LNSS12	ÉCROU HEX FREIN NYLON 1/2-13UNC INOX	HEX NYLON LOCK NUT 1/2-13UNC STAINLESS	8
16	QB-LNSS14	ÉCROU HEX FREIN NYLON 1/4-20UNC INOX	HEX NYLON LOCK NUT 1/4-20UNC STAINLESS	2
17	QB-LWSS14	RONDELLE FREIN 1/4 INOX	LOCK WASHER 1/4 STAINLESS	2
18	QCP-532112	GOUPILLE FENDUE 5/32 X 1 1/2 PO	COTTER PIN 5/32 X 1 1/2 IN	8



ENSEMBLE DE BALANCES - ALR2004GT
 SCALES KIT - ALR2004GT

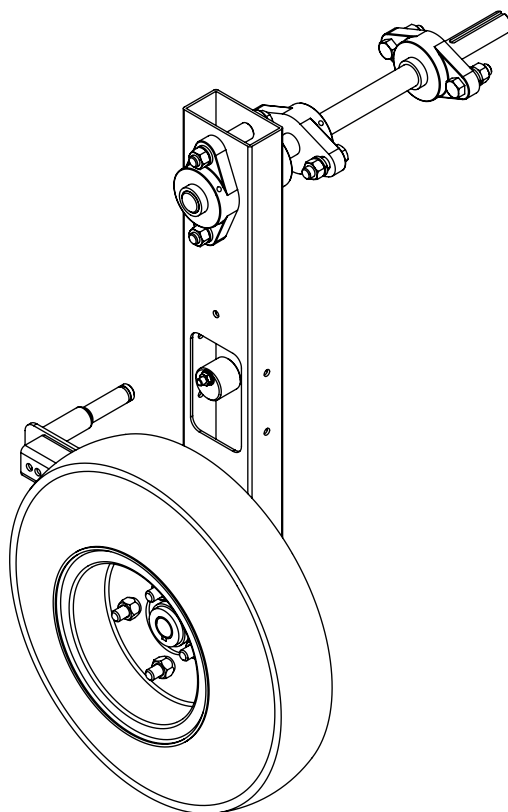


DÉTAIL A
 ECHELLE 1 : 6

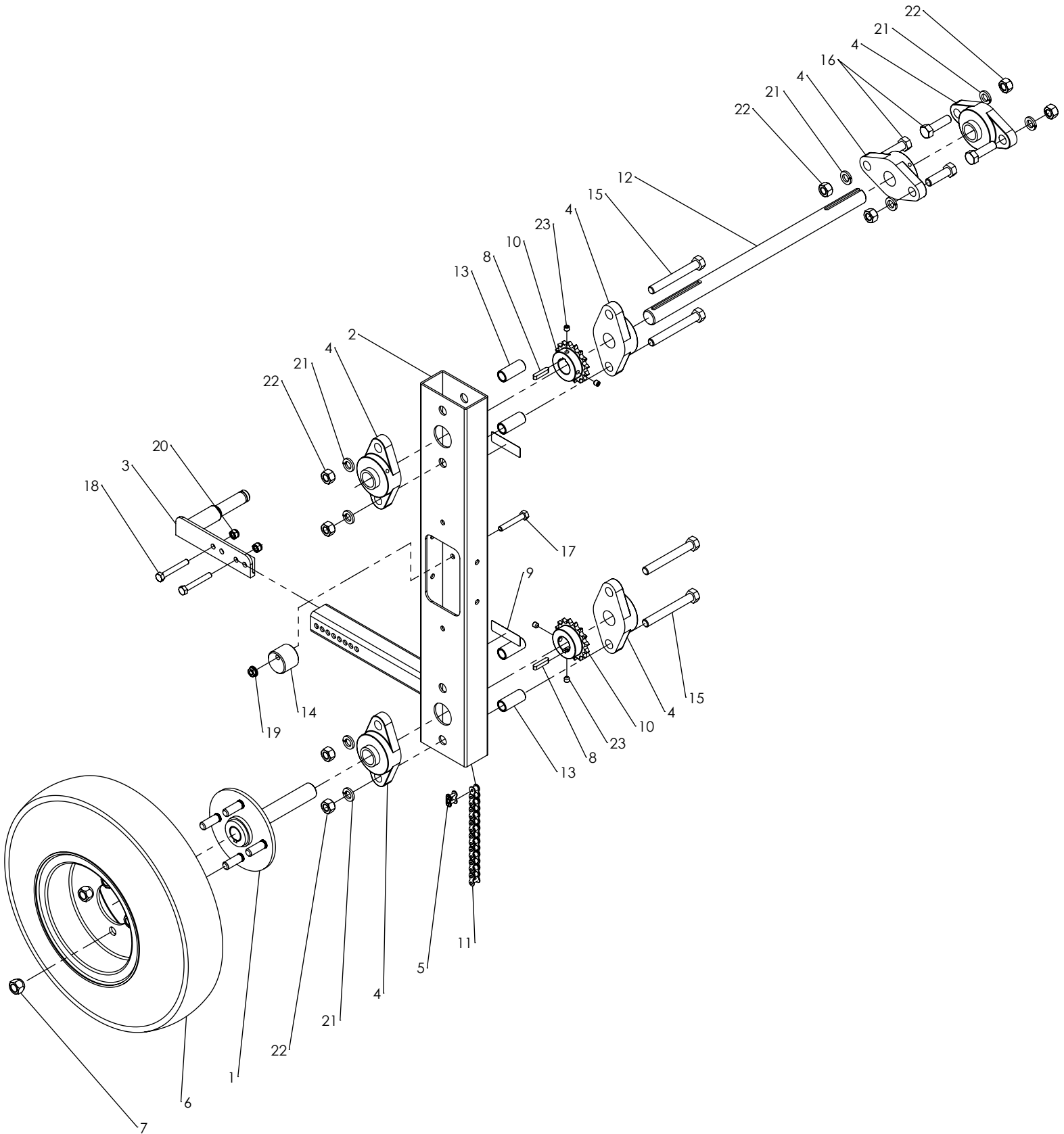


BRAS DE ROUE D'ENTRAÎNEMENT DRIVE WHEEL ARM

# ITEM	# PIÈCE / # PART	DESCRIPTION	DESCRIPTION	QT
1	FAB-119-5.2	MOYEU DE ROUE D'ENTRAÎNEMENT	DRIVE WHEEL HUB	1
2	FAB-119-5.4	BRAS DE ROUE D'ENTRAÎNEMENT	DRIVE WHEEL ARM	1
3	FAB-119-5.5	AJUSTEMENT DE CYLINDRE	CYLINDER ADJUSTMENT	1
4	MEBE-UCFL205-16	ROULEMENT À PALIER 2 TROUS - 1PO	FLANGE BEARING 2 HOLES - 1IN	6
5	MEMA-40-1SS	MAILLON #40 ACIER INOXYDABLE	STAINLESS STEEL CHAIN LINK #40	1
6	MEPN-38-202	PNEU AVEC JANTE 4.80 / 4.00-8 (4 PLIS)	TIRE WITH RIM 4.80 / 4.00-8 (4 PLY)	1
7	MEPN-NUT1000	ÉCROU DE ROUE (MOYEU 1000 LBS)	WHEEL NUT (HUB 1000 LBS)	4
8	PA-CLE14-114	CLÉ 1/4 X 1/4 X 1 1/4 PO (BOUTS ROND)	PARALLEL KEY 1/4 X 1/4 X 1 1/4 IN (ROUND ENDS)	2
9	PADS-GRAISSAGE	AUTOCOLLANT IDENTIFICATION GRAISSEUR	GREASE FITTING IDENTIFICATION STICKER	2
10	PF-40B16H1	ROUE DENTÉE ASSEMBLÉE 40 X 16 DENTS - MOYEU 1 PO PLAQUÉ	SPROCKET ASSEMBLY 40 X 16 TEETH - HUB 1 IN PLATED	2
11	PF-CH40-1SS-50	CHAÎNE SIMPLE INOX #40 - 50PO	SINGLE CHAIN #40 STAINLESS STEEL - 50IN	1
12	PF-SSSH100-1222-1	ARBRE D'ENTRAÎNEMENT	DRIVE SHAFT	1
13	PF-TS034332-1	BAGUE - BRAS DE ROUE D'ENTRAÎNEMENT	BUSHING - DRIVE WHEEL ARM	4
14	PF-UHMW-2	TENDEUR DE CHAÎNE	CHAIN TENSIONER	1
15	QB-BNC124	BOULON HEX 1/2-13UNC X 4 PLAQUÉ GR5	HEX BOLT 1/2-13UNC X 4 PLATED GR5	4
16	QB-BNC12134	BOULON HEX 1/2-13UNC X 1 3/4 PLAQUÉ GR5	HEX BOLT 1/2-13UNC X 1 3/4 PLATED GR5	4
17	QB-BSS5162	BOULON HEX 5/16-18UNC X 2 INOX	HEX BOLT 5/16-18UNC X 2 STAINLESS	1
18	QB-BSS516214	BOULON HEX 5/16-18UNC X 2 1/4 INOX	HEX BOLT 5/16-18UNC X 2 1/4 STAINLESS	2
19	QB-FSELN5516	ÉCROU HEX À EMBASE DENTELÉE 5/16-18UNC INOX	SERRATED FLANGE HEX LOCK NUT 5/16-18UNC STAINLESS	1
20	QB-LN5516	ÉCROU HEX FREIN NYLON 5/16-18UNC INOX	HEX NYLON LOCK NUT 5/16-18UNC STAINLESS	2
21	QB-LWNC12	RONDELLE FREIN 1/2 PLAQUÉ	LOCK WASHER 1/2 PLATED	8
22	QB-NNC12	ÉCROU HEX 1/2-13UNC PLAQUÉ	HEX NUT 1/2-13UNC PLATED	8
23	QSS-NC516516	VIS DE PRESSION À TÊTE CREUSE 5/16-18UNC X 5/16 ACIER	SOCKET SET SCREW 5/16-18UNC X 5/16 STEEL	4

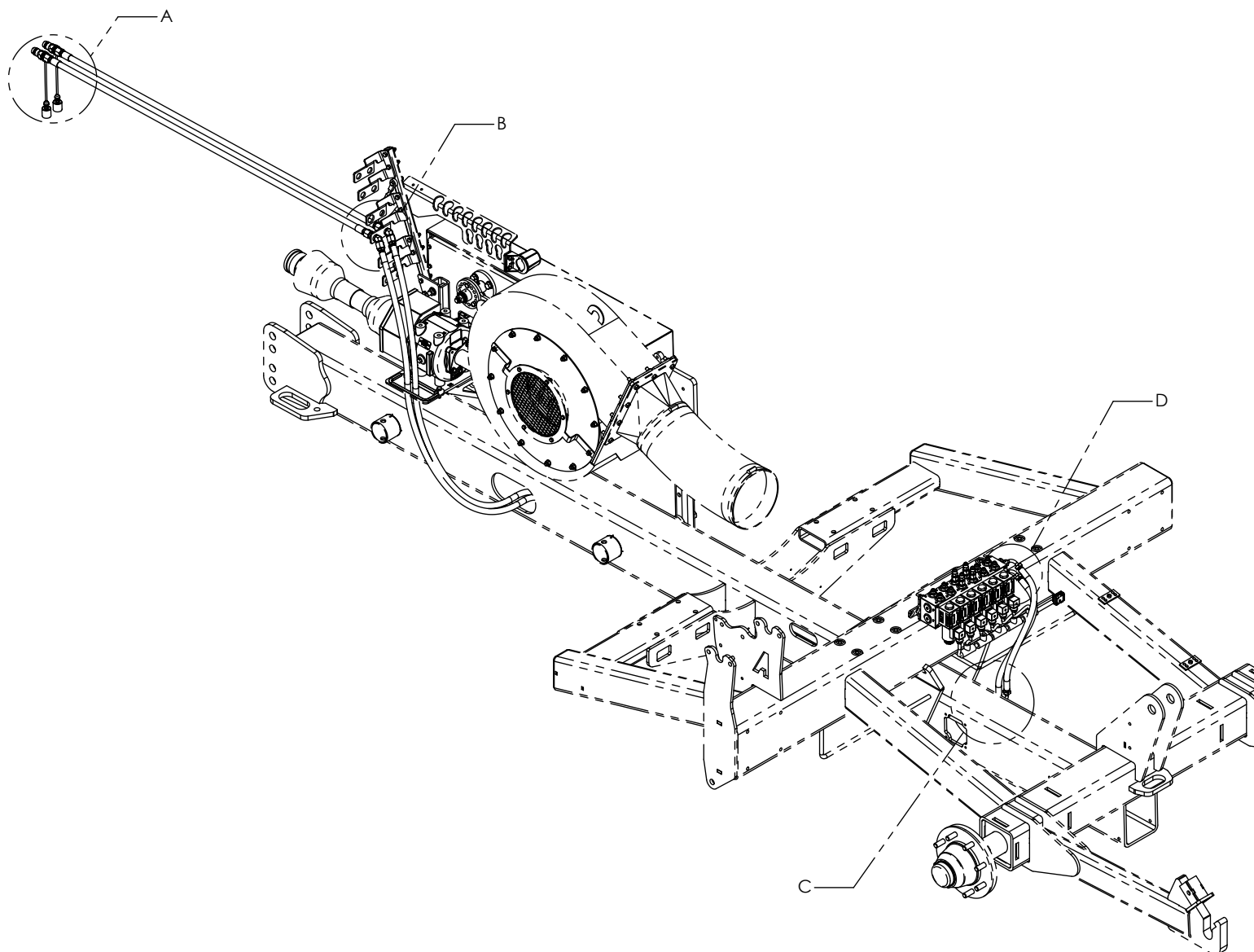


BRAS DE ROUE D'ENTRAÎNEMENT
DRIVE WHEEL ARM

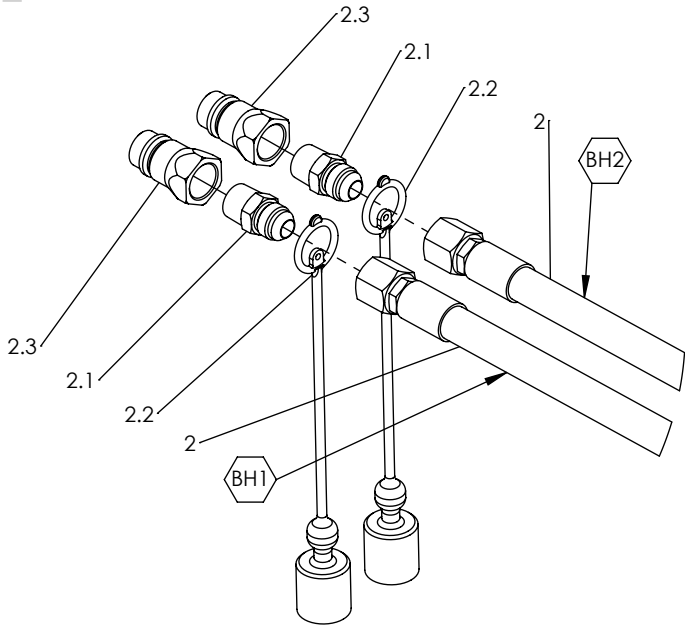


**ALIMENTATION HYDRAULIQUE D'EMBASE - ALR2004GT
MANIFOLD HYDRAULIC SUPPLY - ALR2004GT**

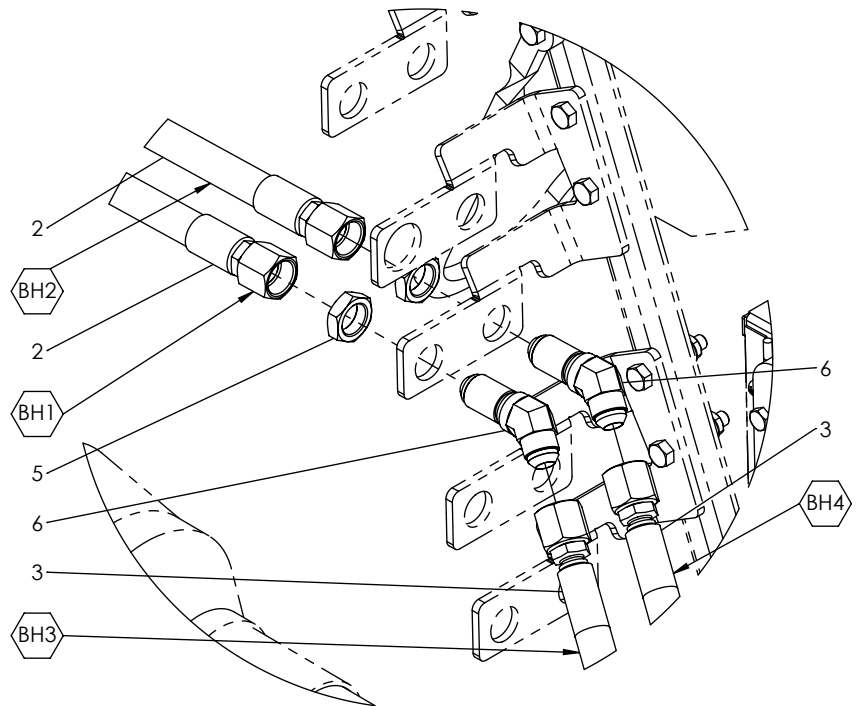
# ITEM	# PIÈCE / # PART	DESCRIPTION	DESCRIPTION	QT
1	FAB-H38-20-2	BOYAU HYD. 2BRINS 3/8 (20PO) 0606NJ90T-0606NJ90T	HYD. HOSE 2WIRES 3/8 (20IN) 0606NJ90T-0606NJ90T	2
2	FAB-H38-56-2(A1)	BOYAU HYD. 2BRINS 3/8 (56PO) 0608FJ-0608FJ + ASSEMBLÉ	HYD. HOSE 2WIRES 3/8 (56IN) 0608FJ-0608FJ + ASSEMBLY	2
2.1	HYA-848-FS-08X08	ADAPTATEUR DROIT 1/2 MJIC - 1/2 MNPT	STRAIGHT ADAPTER 1/2 MJIC - 1/2 MNPT	1
2.2	HYQ-A-C211020	CAPUCHON ANTI-POUSSIÈRE BLEU 1/2PO	BLUE DUST CAP 1/2IN	1
2.3	HYQ-S71-4P	COUPLEUR MÂLE 1/2PO - CLAPET (FILET 1/2FNPT)	MALE COUPLER 1/2IN - PUPPET (THREAD 1/2FNPT)	1
3	FAB-H38-126-1	BOYAU HYD. 2BRINS 3/8 (126PO) 0608FJ-0606FJ	HYD. HOSE 2WIRES 3/8 (126IN) 0608FJ-0606FJ	2
4	HYA-711BH-FS-06	ÉCROU MINCE POUR PASSE-CLOISON 3/8PO	JAM NUT FOR BULKHEAD 3/8IN	2
5	HYA-711BH-FS-08	ÉCROU MINCE POUR PASSE-CLOISON 1/2PO	JAM NUT FOR BULKHEAD 1/2IN	2
6	HYA-854BH-FS-08X08	ADAPTATEUR PASSE-CLOISON 45° 1/2 MJIC - 1/2 MJIC	45° BULKHEAD ADAPTER 1/2 MJIC - 1/2 MJIC	2
7	HYA-855BH-FS-06X06	ADAPTATEUR PASSE-CLOISON COUDE 3/8 MJIC - 3/8 MJIC	90° ELBOW BULKHEAD ADAPTER 3/8 MJIC - 3/8 MJIC	2
8	PFS-SSPL316-1650-1	PLAQUE PASSE-CLOISON	BULKHEAD PLATE	1
9	QB-FSEBNC51658	BOULON HEX À EMBASE DENTELÉE 5/16-18UNC X 5/8 PLAQUÉ GR5	SERRATED FLANGE HEX BOLT 5/16-18UNC X 5/8 PLATED GR5	4



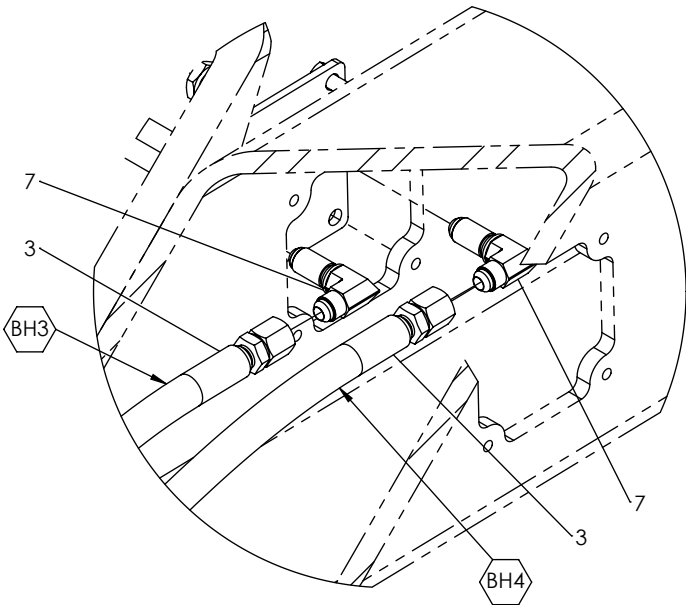
ALIMENTATION HYDRAULIQUE D'EMBASE - ALR2004GT
MANIFOLD HYDRAULIC SUPPLY - ALR2004GT



DÉTAIL A
 ECHELLE 1 : 4

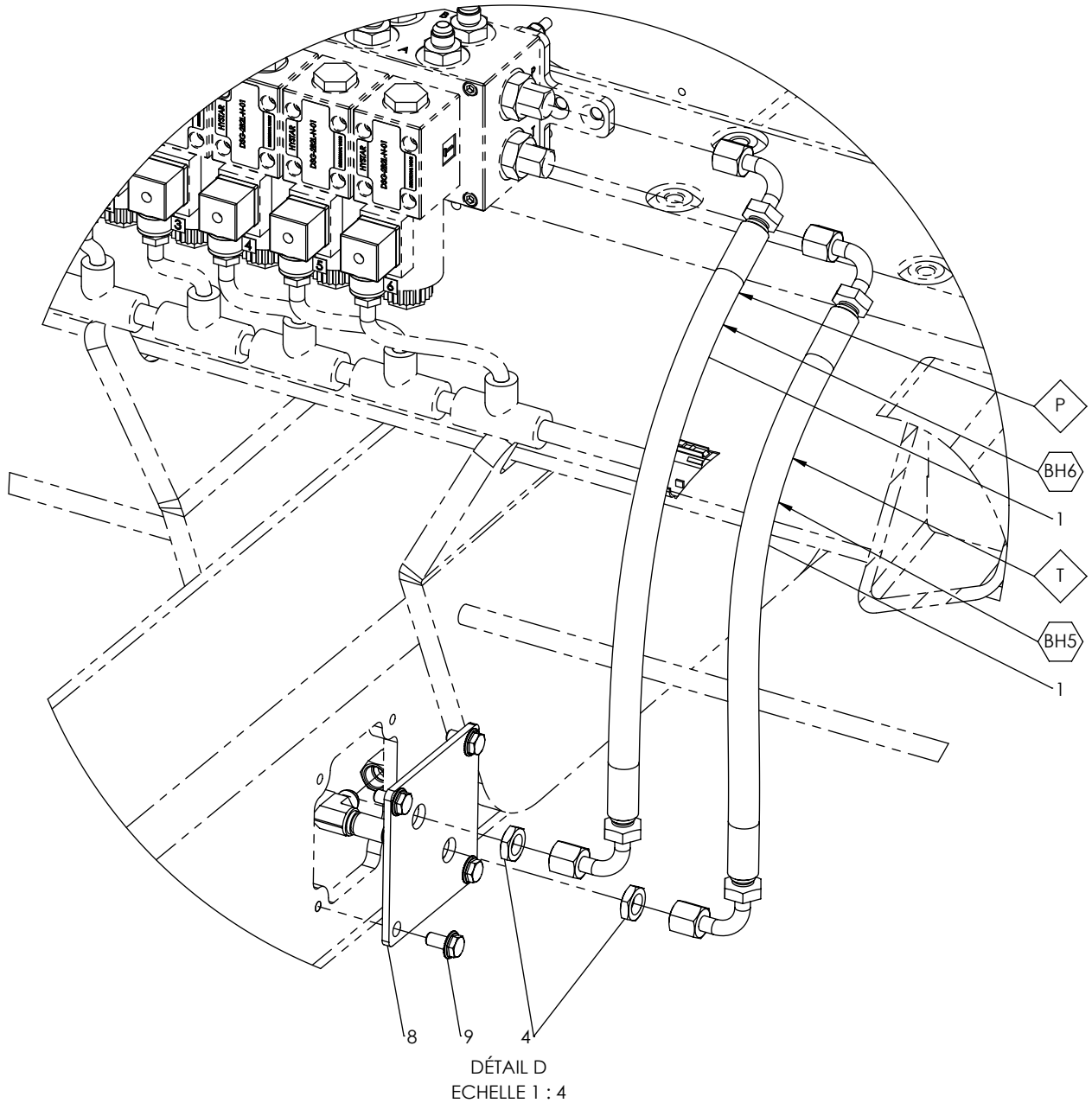


DÉTAIL B
 ECHELLE 1 : 4



DÉTAIL C
 ECHELLE 1 : 4

ALIMENTATION HYDRAULIQUE D'EMBASE - ALR2004GT
MANIFOLD HYDRAULIC SUPPLY - ALR2004GT

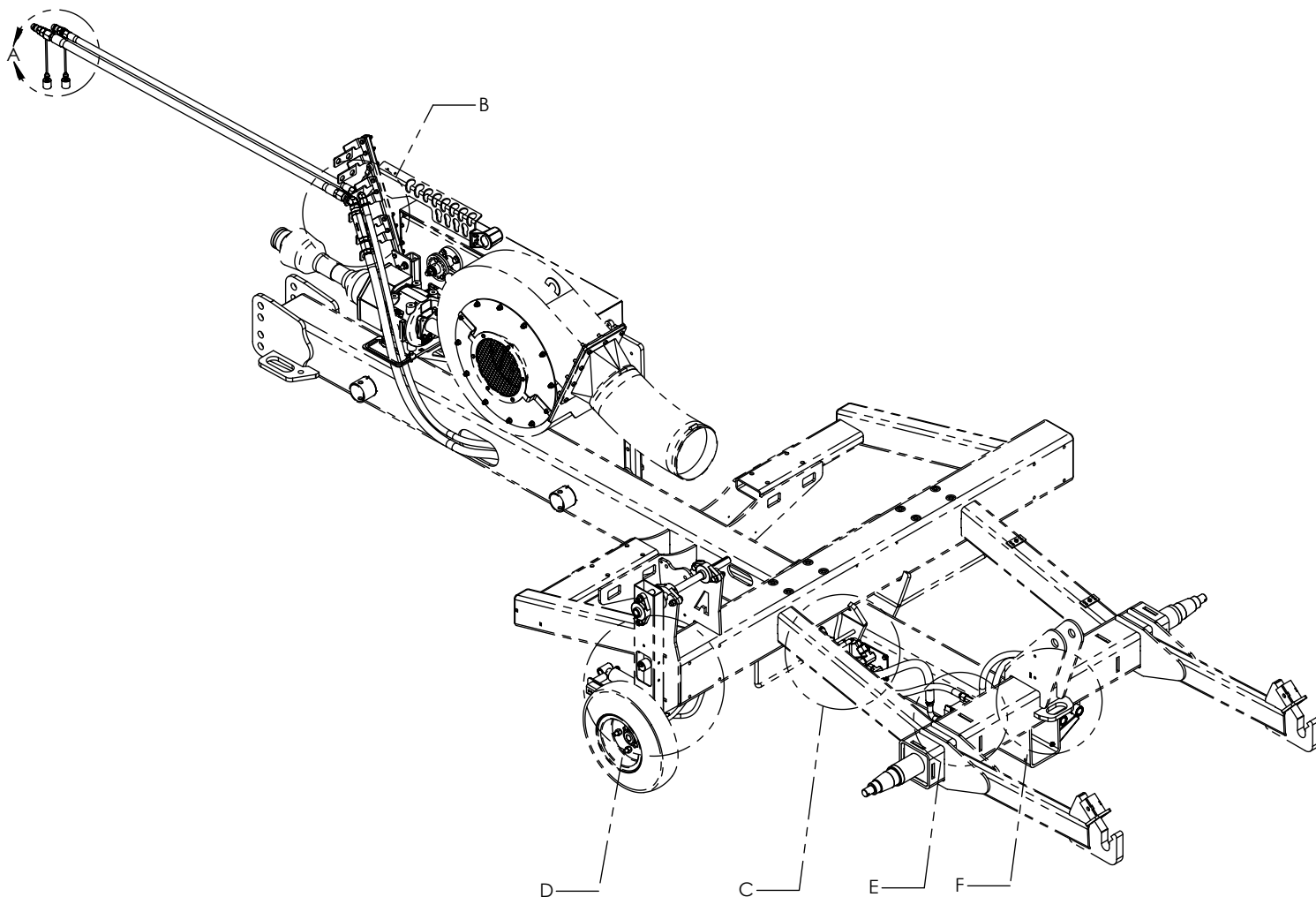


HYDRAULIQUE RAMPE + ROUE D'ENTRAÎNEMENT (CIRCUIT OUVERT) - ALR2004GT
HYDRAULIC AIR BOOM + DRIVE WHEEL (OPEN CIRCUIT) - ALR2004GT

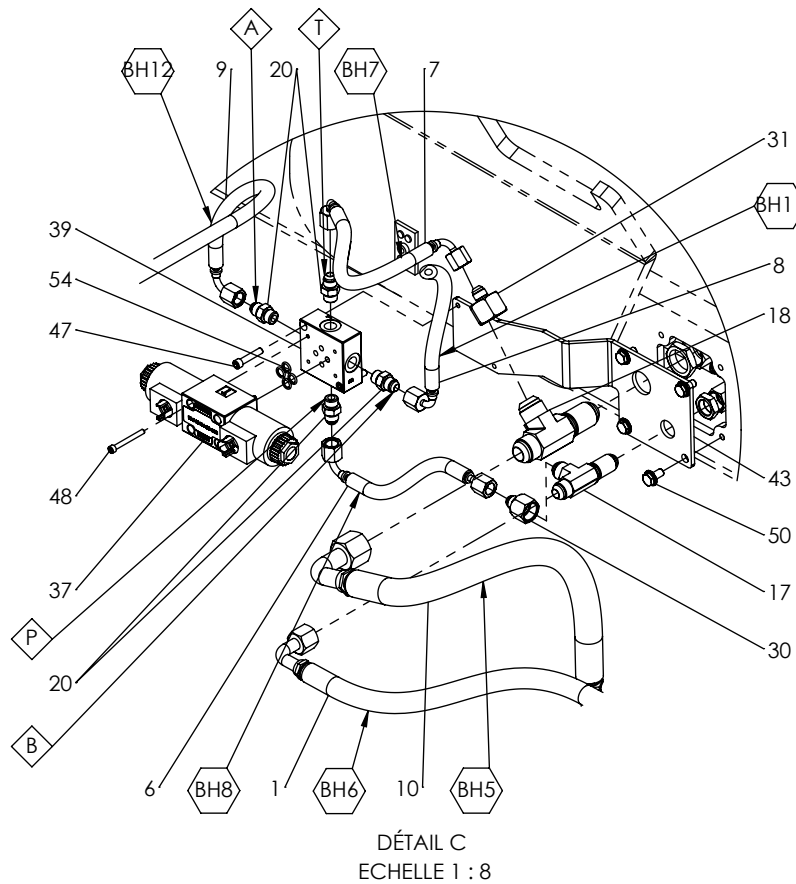
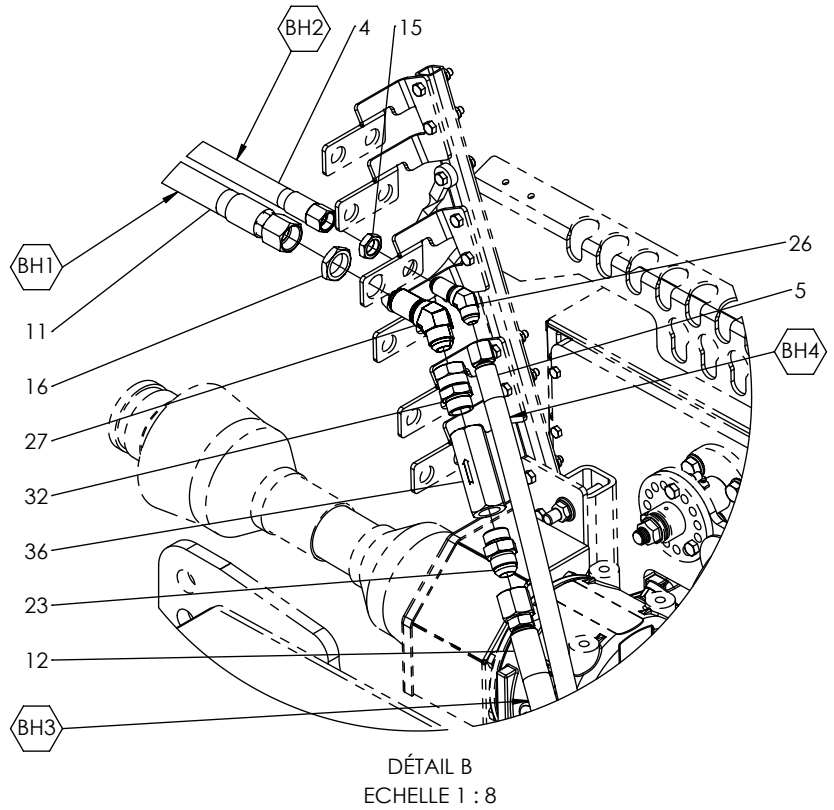
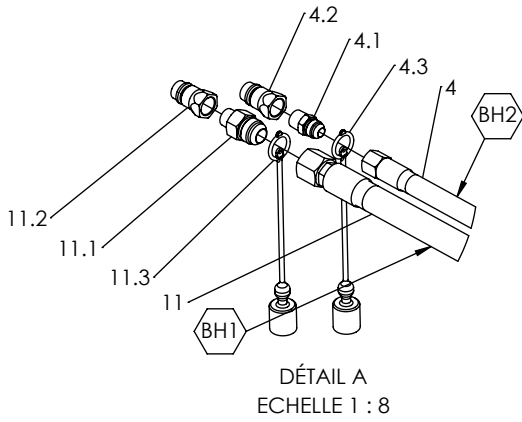
# ITEM	# PIÈCE / # PART	DESCRIPTION	DESCRIPTION	QT
1	FAB-H12-16-2	BOYAU HYD. 2BRINS 1/2 (16PO) 0808FJ-0808NJ90T	HYD. HOSE 2WIRES 1/2 (16IN) 0808FJ-0808NJ90T	1
2	FAB-H12-20-2	BOYAU HYD. 2BRINS 1/2 (20PO) 0808NJ90T-0808NJ90T	HYD. HOSE 2WIRES 1/2 (20IN) 0808NJ90T-0808NJ90T	1
3	FAB-H12-24-3	BOYAU HYD. 2BRINS 1/2 (24PO) 0808NJ90T-0808NJ90T	HYD. HOSE 2WIRES 1/2 (24IN) 0808NJ90T-0808NJ90T	1
4	FAB-H12-56-1(A1)	BOYAU HYD. 2BRINS 1/2 (56PO) 0808FJ-0808FJ - ASSEMBLÉ	HYD. HOSE 2WIRES 1/2 (56IN) 0808FJ-0808FJ + ASSEMBLY	1
4.1	HYA-848-FS-08X08	ADAPTATEUR DROIT 1/2 MJIC - 1/2 MNPT	STRAIGHT ADAPTER 1/2 MJIC - 1/2 MNPT	1
4.2	HYQ-S71-4P	COUPLEUR MÂLE 1/2PO - CLAPET (FILET 1/2FNPT)	MALE COUPLER 1/2IN - PUPPET (THREAD 1/2FNPT)	1
4.3	HYQ-A-C211015	CAPUCHON ANTI-POUSSIÈRE 1/2PO NOIR	DUST CAP 1/2IN BLACK	1
5	FAB-H12-126-2	BOYAU HYD. 2BRINS 1/2 (126PO) 0808FJ-0808NJ90T	HYD. HOSE 2WIRES 1/2 (126IN) 0808FJ-0808NJ90T	1
6	FAB-H14-7-2	BOYAU HYD. 2BRINS 1/4 (7PO) 0406FJ-0406NJ90T	HYD. HOSE 2WIRES 1/4 (7IN) 0406FJ-0406NJ90T	1
7	FAB-H14-10-6	BOYAU HYD. 2BRINS 1/4 (10PO) 0406NJ90T-0406NJ90T	HYD. HOSE 2WIRES 1/4 (10IN) 0406NJ90T-0406NJ90T	1
8	FAB-H14-42-1	BOYAU HYD. 2BRINS 1/4 (42PO) 0406FJ-0406NJ90T	HYD. HOSE 2WIRES 1/4 (42IN) 0406FJ-0406NJ90T	1
9	FAB-H14-50-2	BOYAU HYD. 2BRINS 1/4 (50PO) 0406FJ-0406NJ90T	HYD. HOSE 2WIRES 1/4 (50IN) 0406FJ-0406NJ90T	1
10	FAB-H34-18-2	BOYAU HYD. 2BRINS 3/4 (18PO) 1212NJ90T-1212NJ90T	HYD. HOSE 2WIRES 3/4 (18IN) 1212NJ90T-1212NJ90T	1
11	FAB-H34-56-1(A1)	BOYAU HYD. 2BRINS 3/4 (56PO) 1212FJ-1212FJ + ASSEMBLÉ	HYD. HOSE 2WIRES 3/4 (56IN) 1212FJ-1212FJ + ASSEMBLY	1
11.1	HYA-848-FS-12X08	ADAPTATEUR DROIT 3/4 MJIC - 1/2 MNPT	STRAIGHT ADAPTER 3/4 MJIC - 1/2 MNPT	1
11.2	HYQ-S71-4P	COUPLEUR MÂLE 1/2PO - CLAPET (FILET 1/2FNPT)	MALE COUPLER 1/2IN - PUPPET (THREAD 1/2FNPT)	1
11.3	HYQ-A-C211015	CAPUCHON ANTI-POUSSIÈRE 1/2PO NOIR	DUST CAP 1/2IN BLACK	1
12	FAB-H34-120-3	BOYAU HYD. 2BRINS 3/4 (120PO) 1212FJ-1212NJ90T	HYD. HOSE 2WIRES 3/4 (120IN) 1212FJ-1212NJ90T	1
13	HY-000025	BOBINE ÉLECTRIQUE 12 VOLT	COIL 12 VOLT	1
14	HYA-60UB-04X06	ADAPTEUR COUDE 1/4 MORB - 3/8 FSNPT	90° ELBOW ADAPTER 1/4 MORB - 3/8 FSNPT	1
15	HYA-711BH-FS-08	ÉCROU MINCE POUR PASSE-CLOISON 1/2PO	JAM NUT FOR BULKHEAD 1/2IN	2
16	HYA-711BH-FS-12	ÉCROU MINCE POUR PASSE-CLOISON 3/4PO	JAM NUT FOR BULKHEAD 3/4IN	2
17	HYA-844BH-FS-08	ADAPTATEUR "T" PASSE-CLOISON 1/2 MJIC - 1/2 MJICBH - 1/2 MJIC	"T" ADAPTER BULKHEAD 1/2 MJIC - 1/2 MJICBH - 1/2 MJIC	1
18	HYA-844BH-FS-12	ADAPTATEUR "T" PASSE-CLOISON 3/4 MJIC - 3/4 MJICBH - 3/4 MJIC	"T" ADAPTER BULKHEAD 3/4 MJIC - 3/4 MJICBH - 3/4 MJIC	1
19	HYA-848-FS-08X08	ADAPTATEUR DROIT 1/2 MJIC - 1/2 MNPT	STRAIGHT ADAPTER 1/2 MJIC - 1/2 MNPT	2
20	HYA-848-FSO-06X06	ADAPTATEUR DROIT 3/8 MJIC - 3/8 MORB	STRAIGHT ADAPTER 3/8 MJIC - 3/8 MORB	4
21	HYA-848-FSO-08X12	ADAPTATEUR DROIT 1/2 MJIC - 3/4 MORB	STRAIGHT ADAPTER 1/2 MJIC - 3/4 MORB	1
22	HYA-848-FSO-08X16	ADAPTATEUR DROIT 1/2 MJIC - 1 MORB	STRAIGHT ADAPTER 1/2 MJIC - 1 MORB	1
23	HYA-848-FSO-12X12	ADAPTATEUR DROIT 3/4 MJIC - 3/4 MORB	STRAIGHT ADAPTER 3/4 MJIC - 3/4 MORB	1
24	HYA-849-FSO-06X04	ADAPTATEUR COUDE 3/8 MJIC - 1/4 MORB	90° ELBOW ADAPTER 3/8 MJIC - 1/4 MORB	1
25	HYA-849-FSO-12X16	ADAPTATEUR COUDE 3/4 MJIC - 1 MORB	90° ELBOW ADAPTER 3/4 MJIC - 1 MORB	1
26	HYA-854BH-FS-08X08	ADAPTATEUR PASSE-CLOISON 45° 1/2 MJIC - 1/2 MJIC	45° BULKHEAD ADAPTER 1/2 MJIC - 1/2 MJIC	1
27	HYA-854BH-FS-12X12	ADAPTATEUR PASSE-CLOISON 45° 3/4 MJIC - 3/4 MJIC	45° BULKHEAD ADAPTER 3/4 MJIC - 3/4 MJIC	1
28	HYA-872-FS-08	ADAPTATEUR "T" 1/2 MJIC - 1/2 FSJIC - 1/2 MJIC	"T" ADAPTER 1/2 MJIC - 1/2 FSJIC - 1/2 MJIC	1
29	HYA-872-FS-12	ADAPTATEUR "T" 3/4 MJIC - 3/4 FSJIC - 3/4 MJIC	"T" ADAPTER 3/4 MJIC - 3/4 FSJIC - 3/4 MJIC	1
30	HYA-883-FS-08X06	ADAPTATEUR DROIT 1/2 FJIC - 3/8 MJIC	STRAIGHT ADAPTER 1/2 FJIC - 3/8 MJIC	1
31	HYA-883-FS-12X06	ADAPTATEUR DROIT 3/4 FJIC - 3/8 MJIC	STRAIGHT ADAPTER 3/4 FJIC - 3/8 MJIC	1
32	HYA-5093-1212	ADAPTATEUR DROIT 3/4 MORB - 3/4 FSJIC	STRAIGHT ADAPTER 3/4 MORB - 3/4 FSJIC	2
33	HYCP-2135-135DPA	COLLIER DE FIXATION NOIR 13.5 MM (1/4) DOUBLE	CLAMP BODY BLACK 13.5 MM (1/4) DOUBLE	2
34	HYCY-HBU1504	CYLINDRE SOUDÉ - BAGUE 1 1/2 X 4 (3000 PSI)	WELDED CYLINDER - BUSHING 1 1/2 X 4 (3000 PSI)	1
35	HYQ-S75-4	COUPLEUR FEMELLE 1/2PO	FEMALE COUPLER 1/2IN	2
36	PADS-CVT-06-A1-2590	VALVE ANTI-RETOUR 3/4 (SAE12) - 7 PSI	CHECK VALVE 3/4 (SAE12) - 7 PSI	2
37	PADS-DSG-3C4-N-01	ÉLECTROVALVE DIN 3 POSITIONS 12VDC	SOLENOID VALVE DIN 3 POSITIONS 12VDC	1
38	PADS-EC16A-10NB-N11	VALVE D'ARRÊT ÉLECTRIQUE 12VDC	ELECTRIC LOCK VALVE 12VDC	1
39	PADS-PBLD03-SS-CX	EMBASE SIMPLE - 1 STATION	MANIFOLD - 1 STATION	1

HYDRAULIQUE RAMPE + ROUE D'ENTRAÎNEMENT (CIRCUIT OUVERT) - ALR2004GT
HYDRAULIC AIR BOOM + DRIVE WHEEL (OPEN CIRCUIT) - ALR2004GT

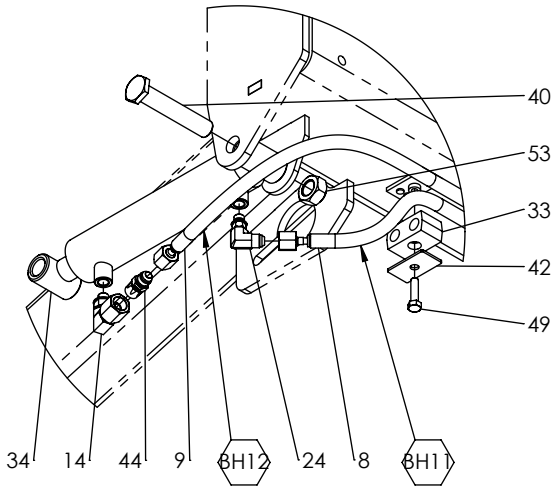
# ITEM	# PIÈCE / # PART	DESCRIPTION	DESCRIPTION	QT
40	PF-BNC345-1	BOULON HEX 3/4-10UNC X 5 PLAQUÉ GR5	HEX BOLT 3/4-10UNC X 5 PLATED GR5	1
41	PF-SSPL12G-1650-2	SUPPORT DE COUPLEURS RAPIDES	QUICK COUPLER BRACKET	1
42	PF-SSPL12G-GD2-D	PLAQUE PROTECTRICE	COVER PLATE	2
43	PFS-SSPL316-1650-3	PASSE-CLOISON ET SUPPORT D'EMBASE	BULKHEAD AND MANIFOLD BRACKET	1
44	PM-848-FS-06X06-27	ADAPTEUR DROIT 3/8 MJIC - 3/8 MNPT (RESTRICTEUR 0.027)	STRAIGHT ADAPTOR 3/8 MJIC - 3/8 MNPT	1
45	QB-BNC143	BOULON HEX 1/4-20UNC X 3 PLAQUÉ GR5	HEX BOLT 1/4-20UNC X 3 PLATED GR5	2
46	QB-BNC5161	BOULON HEX 5/16-18UNC X 1 PLAQUÉ GR5	HEX BOLT 5/16-18UNC X 1 PLATED GR5	2
47	QB-BSHCS14114	VIS À TÊTE CYLINDRIQUE À 6 PANS, CREUX 1/4-20UNC X 1 1/4 PLAQUÉ	SOCKET HEAD CAP SCREW 1/4-20UNC X 1 1/4 PLATED	2
48	QB-BSHCS1024134	VIS À TÊTE CYLINDRIQUE À 6 PANS CREUX #10-24 X 1 3/4 PLAQUÉ	SOCKET HEAD CAP SCREW #10-24 X 1 3/4 PLATED	4
49	QB-BSS516114	BOULON HEX 5/16-18UNC X 1 1/4 INOX	HEX BOLT 5/16-18UNC X 1 1/4 STAINLESS	2
50	QB-FSEBNC51658	BOULON HEX À EMBASE DENTELÉE 5/16-18UNC X 5/8 PLAQUÉ GR5	SERRATED FLANGE HEX BOLT 5/16-18UNC X 5/8 PLATED GR5	4
51	QB-LNNC14	ÉCROU HEX FREIN NYLON 1/4-20UNC PLAQUÉ	HEX NYLON LOCK NUT 1/4-20UNC PLATED	2
52	QB-LNNC516	ÉCROU HEX FREIN NYLON 5/16-18UNC PLAQUÉ	HEX NYLON LOCK NUT 5/16-18UNC PLATED	2
53	QB-SLNNC34	ÉCROU HEX FREIN CHANFREINÉ 3/4-10UNC PLAQUÉ	HEX STOVER LOCK NUT 3/4-10UNC PLATED	1
54	QOR-P9	JOINT TORIQUE #P9	O-RING #P9	4
55	QSR-EXT112	ANNEAU DE RETENUE EXTERNE 1 1/2PO	EXTERNAL SNAP RING 1 1/2IN	4



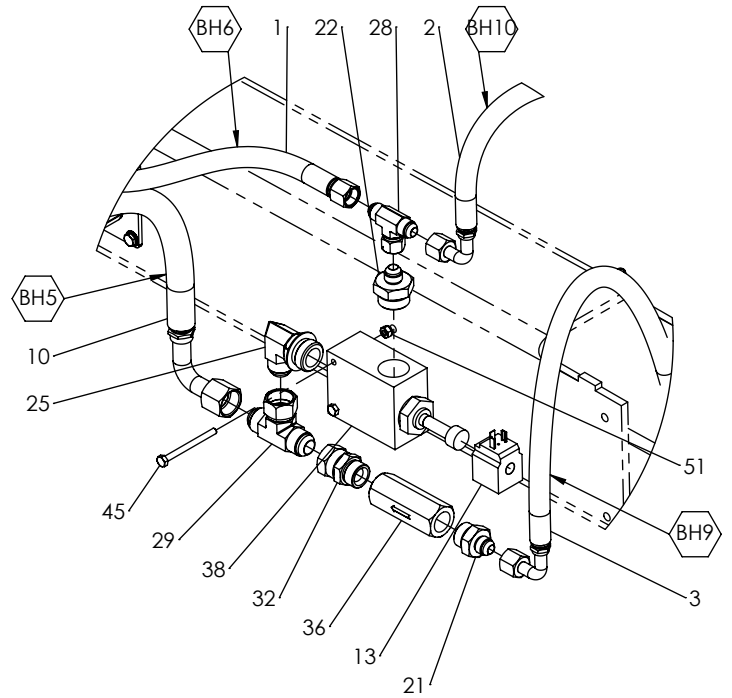
HYDRAULIQUE RAMPE + ROUE D'ENTRAÎNEMENT (CIRCUIT OUVERT) - ALR2004GT
 HYDRAULIC AIR BOOM + DRIVE WHEEL (OPEN CIRCUIT) - ALR2004GT



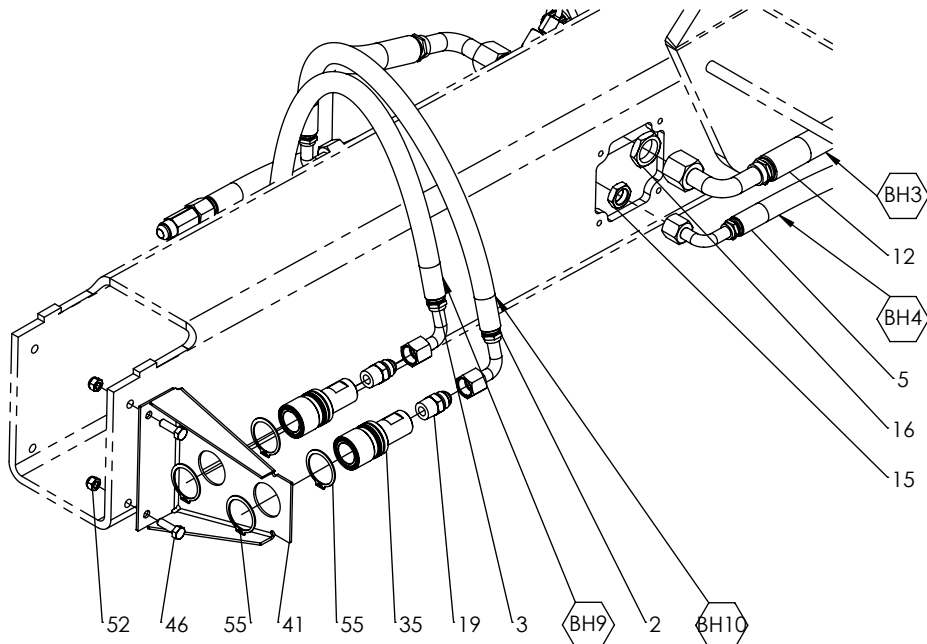
HYDRAULIQUE RAMPE + ROUE D'ENTRAÎNEMENT (CIRCUIT OUVERT) - ALR2004GT
 HYDRAULIC AIR BOOM + DRIVE WHEEL (OPEN CIRCUIT) - ALR2004GT



DÉTAIL D
 ECHELLE 1 : 8



DÉTAIL E
 ECHELLE 1 : 8



DÉTAIL F
 ECHELLE 1 : 8

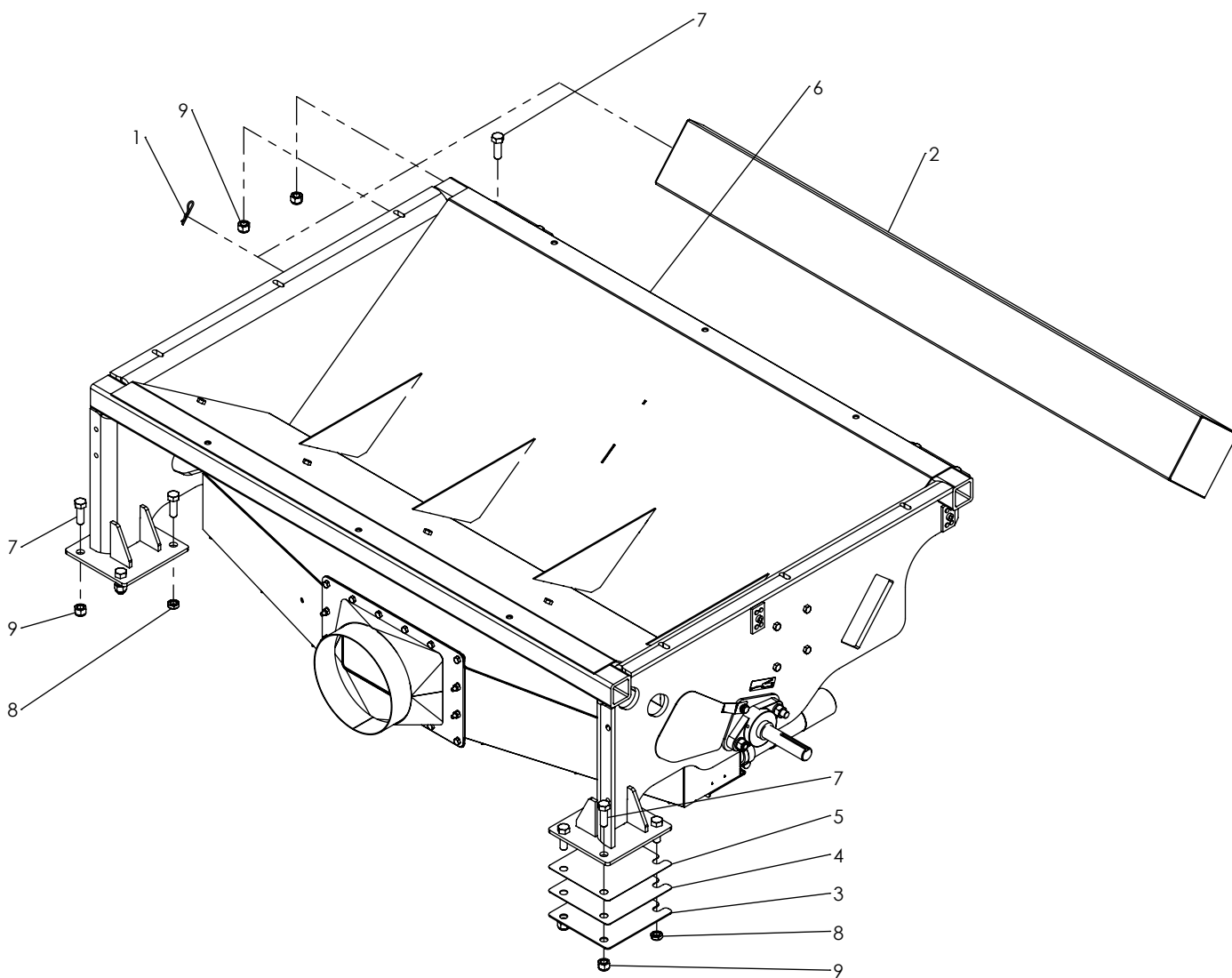
SECTION 2:

BASE DE DISTRIBUTION DISTRIBUTION SYSTEM

**BASE DE DISTRIBUTION 24RGS/24S/6CYL
DISTRIBUTION SYSTEM 24ROWS/24O/6CYL**

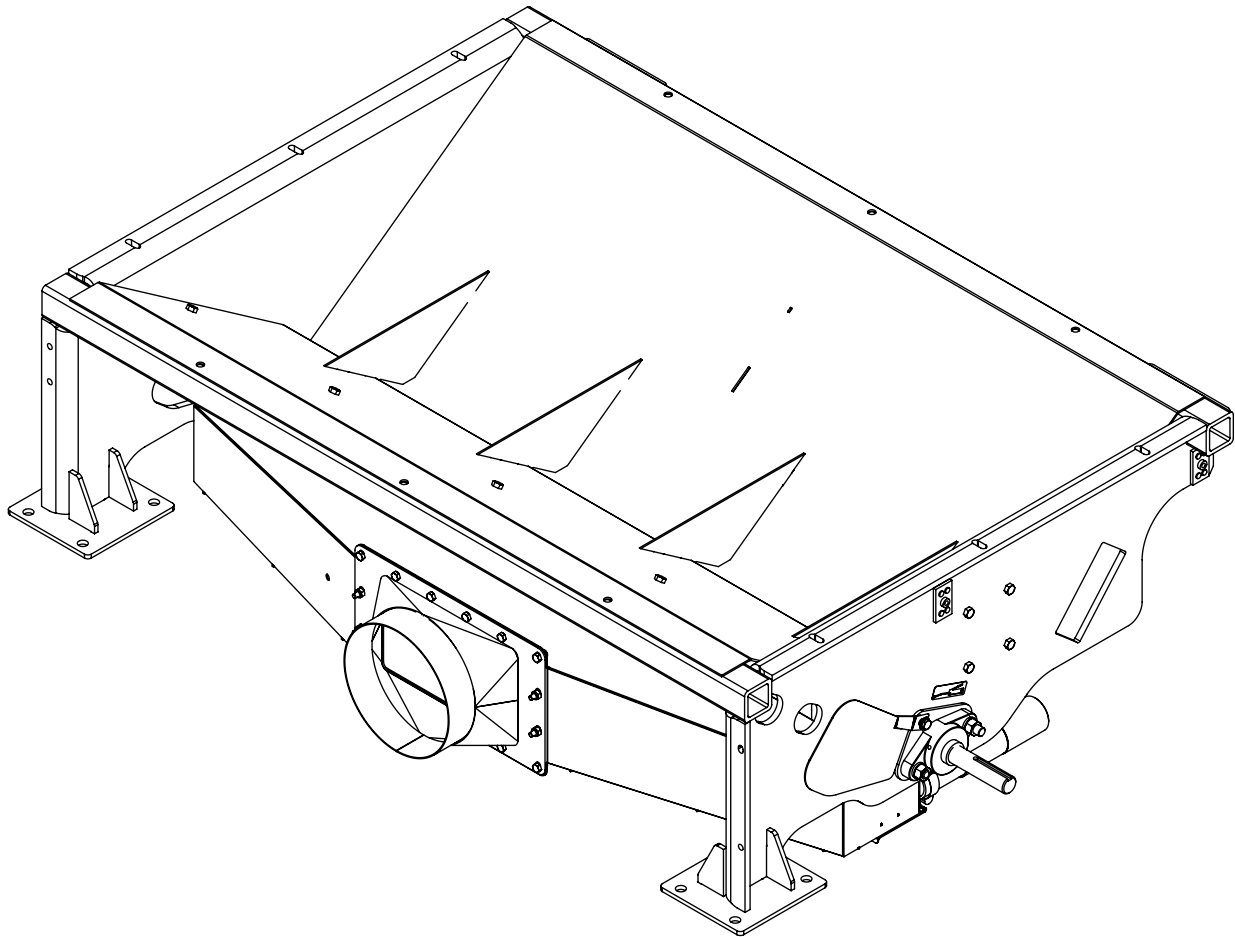
# ITEM	# PIÈCE / # PART	DESCRIPTION	DESCRIPTION	QT
1	PA-000088	GOUPILLE EN R 3/32 X 1 3/4 PO	HAIR PIN 3/32 X 1 3/4 IN	1
2	PF-SSPL16G-28	BAC DE CALIBRAGE	CALIBRATION PAN	1
3	PFS-SSPL12G-82	CALE	SHIM	1
4	PFS-SSPL16G-43	CALE	SHIM	1
5	PFS-SSPL20G-1	CALE	SHIM	1
6	PM-110D-24J.C6	BASE DE DISTRIBUTION 24RGS/24S/6CYL	DISTRIBUTION SYSTEM 24ROWS/24O/6CYL	1
7	QB-BSS12112	BOULON HEX 1/2-13UNC X 1 1/2 INOX	HEX BOLT 1/2-13UNC X 1 1/2 STAINLESS	12
8	QB-LNJSS12	ÉCROU HEX MINCE FREIN NYLON 1/2-13UNC INOX	HEX THIN NYLON LOCK NUT 1/2-13UNC STAINLESS	4
9	QB-LNSS12	ÉCROU HEX FREIN NYLON 1/2-13UNC INOX	HEX NYLON LOCK NUT 1/2-13UNC STAINLESS	12

NOTES:
SERRAGE DES BOULONS 1/2-13UNC: 47 LB-PI
TORQUE FOR 1/2-13UNC BOLTS: 47 LB-FT

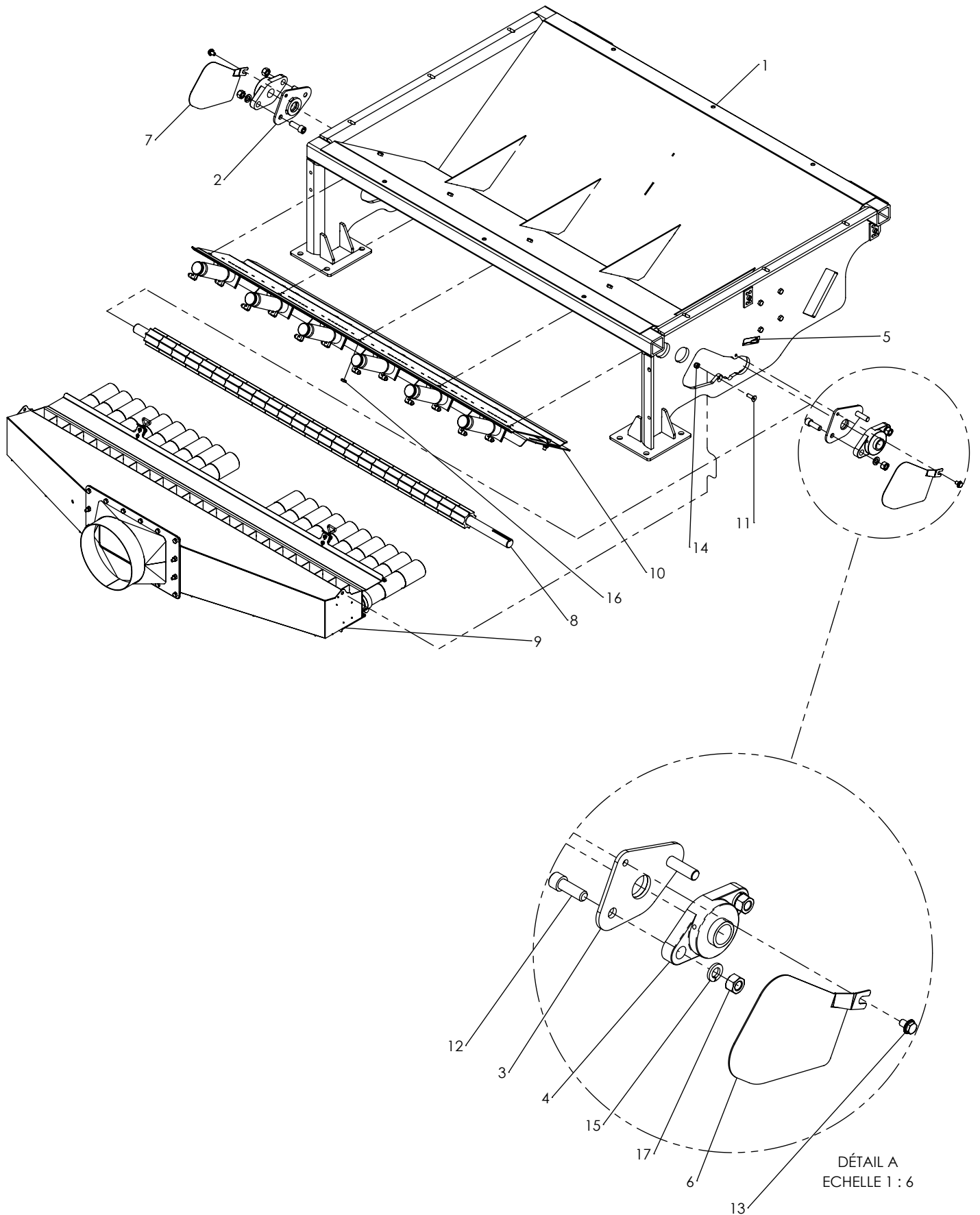


**BASE DE DISTRIBUTION 24RGS/24S/6CYL
DISTRIBUTION SYSTEM 24ROWS/24O/6CYL**

# ITEM	# PIECE / # PART	DESCRIPTION	DESCRIPTION	QT
1	FAB-110-1C	BASE D'ENGRAIS 2010	FERTILIZER BASE 2010	1
2	FAB-112S(D)	SUPPORT D'ARBRE À CANNELURES DROIT	RIGHT METERING SHAFT BRACKET	1
3	FAB-112S(G)	SUPPORT D'ARBRE À CANNELURES GAUCHE	LEFT METERING SHAFT BRACKET	1
4	MEBE-SSUCFL205-16	ROULEMENT À PALIER 2 TROUS 1PO INOX	FLANGE BEARING 2 HOLES 1IN STAINLESS	2
5	PADS-GRAISSAGE	AUTOCOLLANT IDENTIFICATION GRAISSEUR	GREASE FITTING IDENTIFICATION STICKER	2
6	PFS-SSPL16G-1472-1D	CACHE DROITE	RIGHT COVER	1
7	PFS-SSPL16G-1472-1G	CACHE GAUCHE	LEFT COVER	1
8	PM-112D-24	ARBRE À CANNELURES ENGRAIS 24RGS/24S	FERTILIZER METERING SHAFT 24ROWS/24O	1
9	PM-114-1D.24A(BC)	SYSTÈME DISTRIBUTION D'AIR 24S-1 1/2 / 24RGS	AIR DISTRIBUTION SYSTEM 24O-1 1/2 / 24ROWS	1
10	PM-118D-24.C6	SUPPORT DE TRAPPES 24RGS/24S/6CYL	GATES HOLDER 24ROWS/24O/6CYL	1
11	QB-BFHCSS5161	VIS À TÊTE FRAISÉE À 6 PANS CREUX 5/16-18UNC X 1 INOX	FLAT SOCKET HEAD CAP SCREW 5/16-18UNC X 1 STAINLESS	2
12	QB-BSHCSS12112	VIS À TÊTE CYLINDRIQUE À 6 PANS CREUX 1/2-13UNC X 1 1/2 INOX	SOCKET HEAD CAP SCREW 1/2-13UNC X 1 1/2 STAINLESS	2
13	QB-FSEBSS51612	BOULON HEX À EMBASE DENTELÉE 5/16-18UNC X 1/2 INOX	SERRATED FLANGE HEX BOLT 5/16-18UNC X 1/2 STAINLESS	2
14	QB-LNSS516	ÉCROU HEX FREIN NYLON 5/16-18UNC INOX	HEX NYLON LOCK NUT 5/16-18UNC STAINLESS	2
15	QB-LWSS12	RONDELLE FREIN 1/2 INOX	LOCK WASHER 1/2 STAINLESS	4
16	QB-NJNSS516	ÉCROU HEX MINCE 5/16-18UNC INOX	HEX JAM NUT 5/16-18UNC STAINLESS	5
17	QB-NSS12	ÉCROU HEX 1/2-13UNC INOX	HEX NUT 1/2-13UNC STAINLESS	4

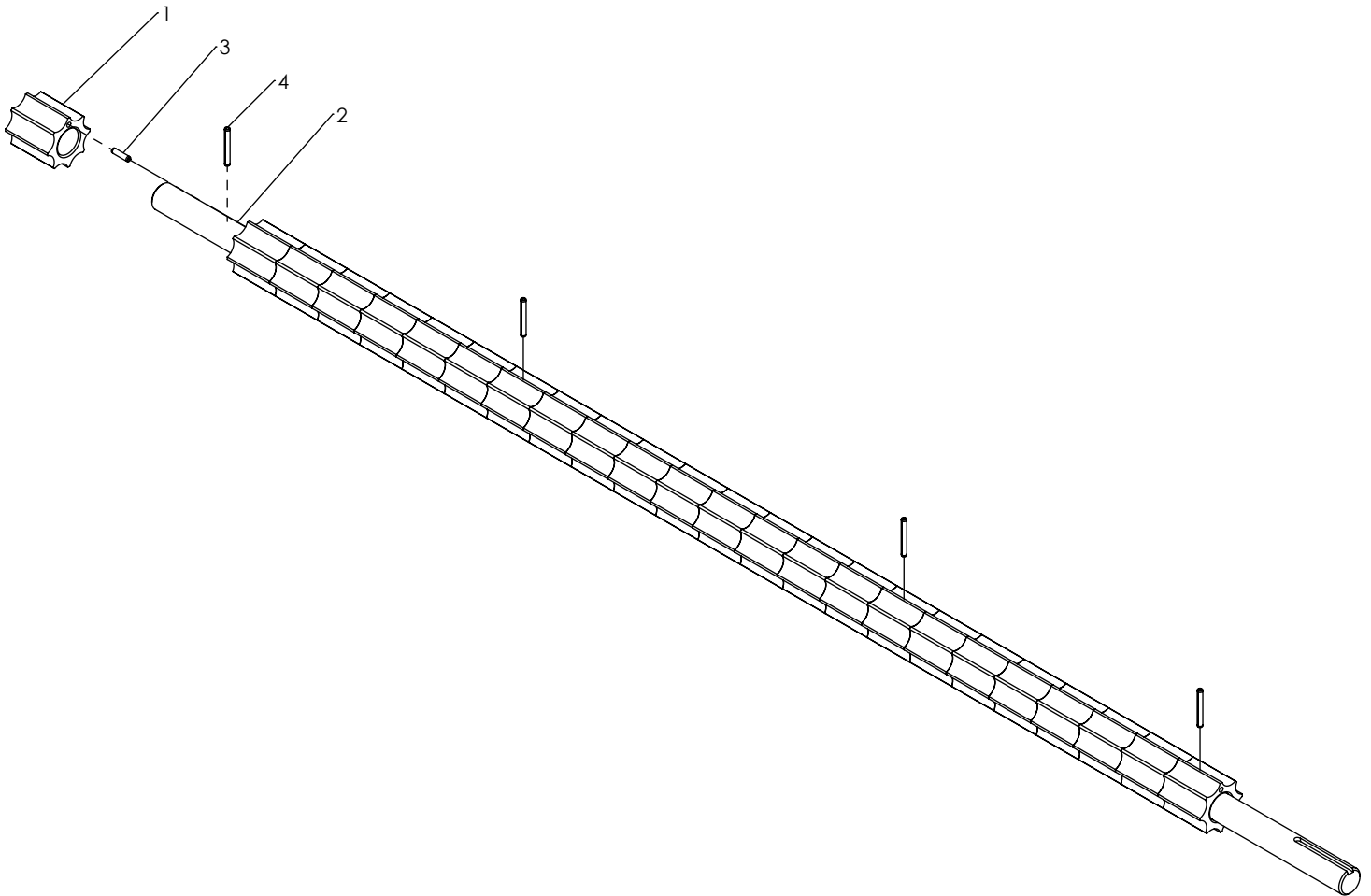


BASE DE DISTRIBUTION 24RGS/24S/6CYL
DISTRIBUTION SYSTEM 24ROWS/24O/6CYL



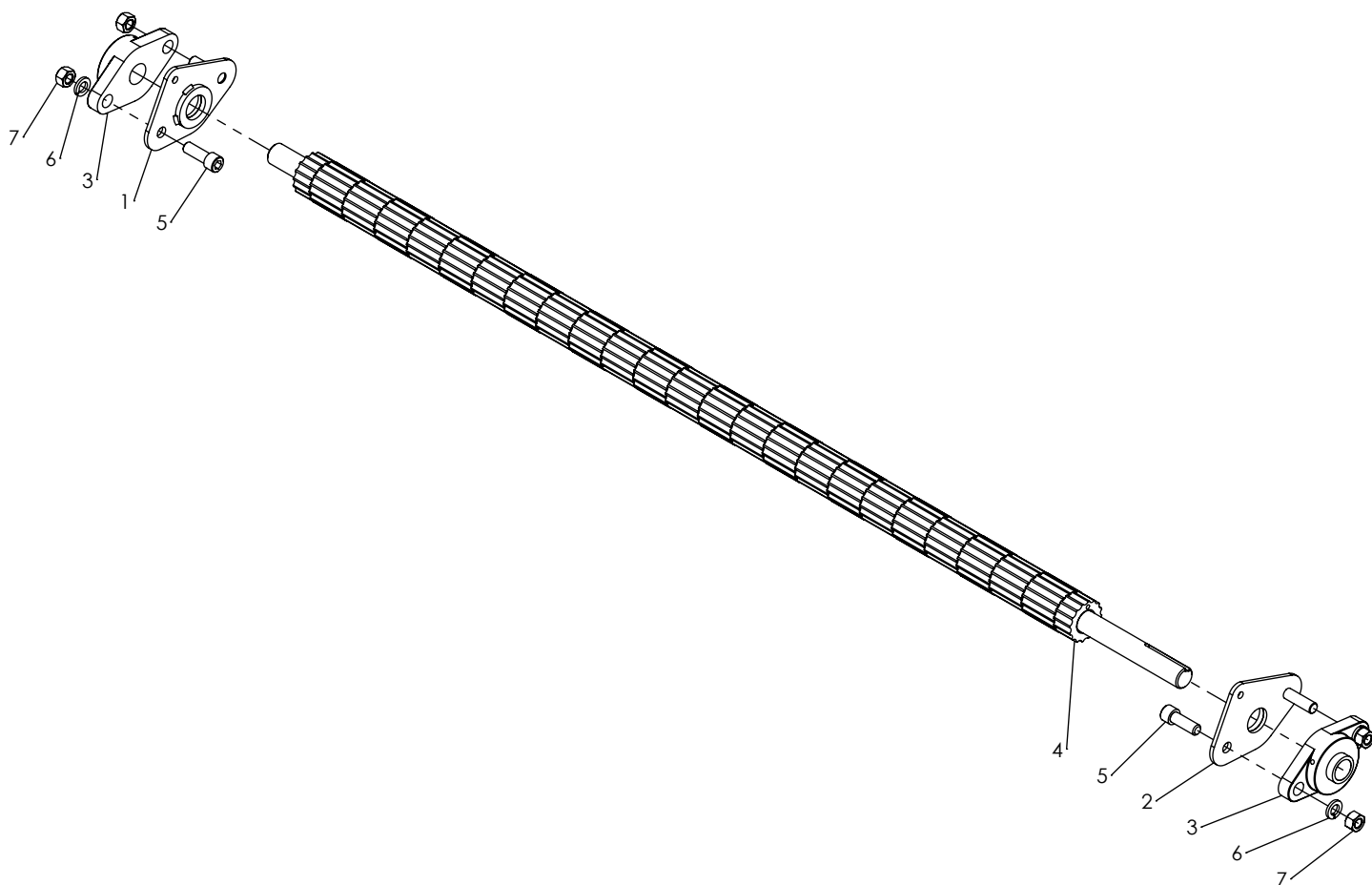
ARBRE À CANNELURES ENGRAIS 24RGS/24S
FERTILIZER METERING SHAFT 24ROWS/24O

# ITEM	# PIÈCE / # PART	DESCRIPTION	DESCRIPTION	QT
1	PF-GSM21-9	CANNELURE ENGRAIS 2PO	FERTILIZER METERING ROLLER 2IN	24
2	PF-SSSH100-8	ARBRE À CANNELURES	METERING SHAFT	1
3	QSP-31634SS	GOUPILLE À RESSORT 3/16 X 3/4 PO INOX	SPRING PIN 3/16 X 3/4 IN STAINLESS	23
4	QSP-316112SS	GOUPILLE À RESSORT 3/16 X 1 1/2 PO INOX	SPRING PIN 3/16 X 1 1/2 IN STAINLESS	4



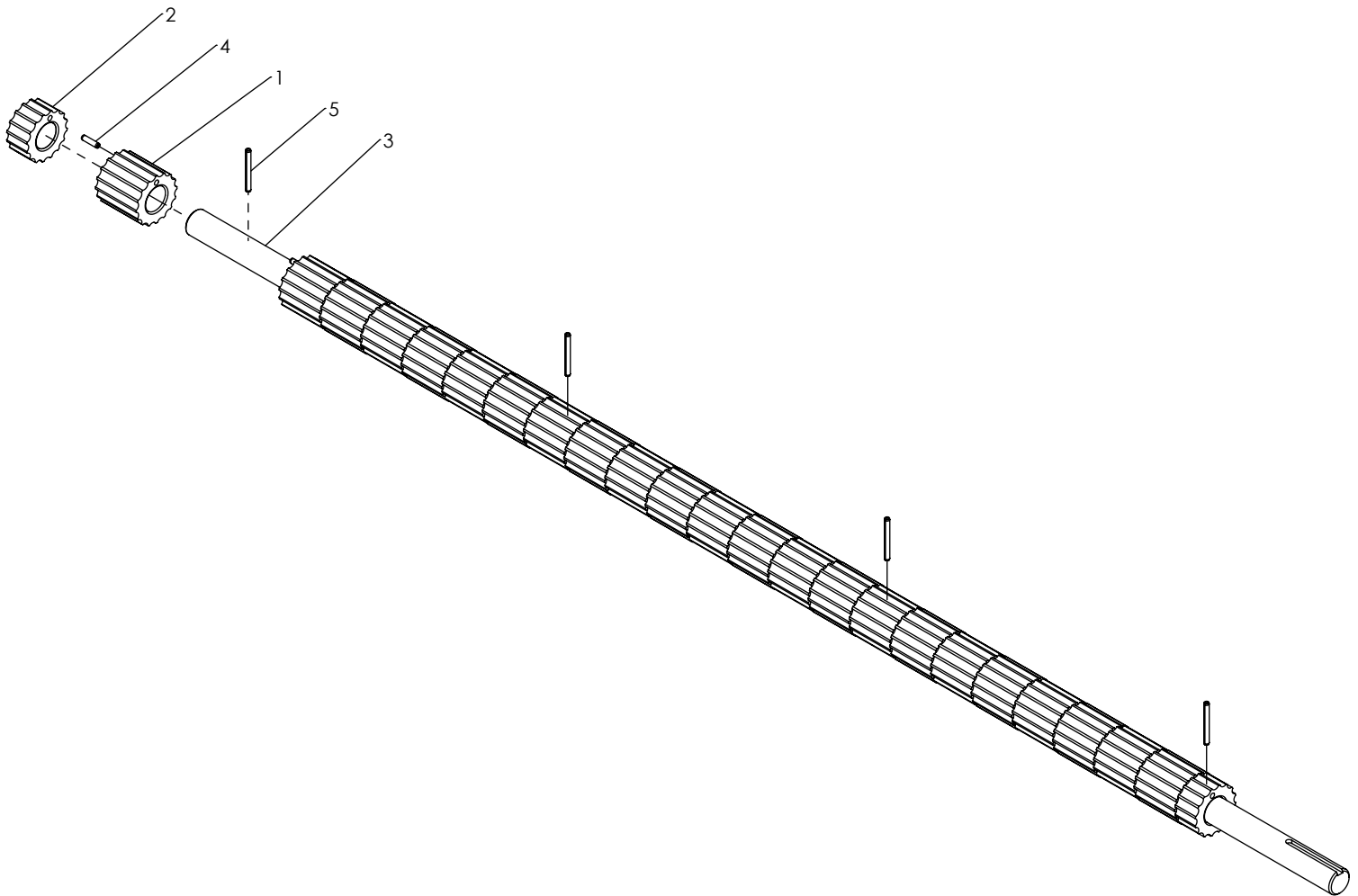
ARBRE À CANNELURES CÉRÉALES 24RGS/24S (AVEC SUPPORTS)
CEREALS METERING SHAFT 24ROWS/24O (WITH BRACKETS)

# ITEM	# PIÈCE / # PART	DESCRIPTION	DESCRIPTION	QT
1	FAB-112S(D)	SUPPORT D'ARBRE À CANNELURES DROIT	RIGHT METERING SHAFT BRACKET	1
2	FAB-112S(G)	SUPPORT D'ARBRE À CANNELURES GAUCHE	LEFT METERING SHAFT BRACKET	1
3	MEBE-SSUCFL205-16	ROULEMENT À PALIER 2 TROUS 1PO INOX	FLANGE BEARING 2 HOLES 1IN STAINLESS	2
4	PM-112D-C.24	ARBRE À CANNELURES CÉRÉALES 24RGS/24S	CEREALS METERING SHAFT 24ROWS/24O	1
5	QB-BSHCSS12112	VIS À TÊTE CYLINDRIQUE À 6 PANS CREUX 1/2-13UNC X 1 1/2 INOX	SOCKET HEAD CAP SCREW 1/2-13UNC X 1 1/2 STAINLESS	2
6	QB-LWSS12	RONDELLE FREIN 1/2 INOX	LOCK WASHER 1/2 STAINLESS	4
7	QB-NSS12	ÉCROU HEX 1/2-13UNC INOX	HEX NUT 1/2-13UNC STAINLESS	4



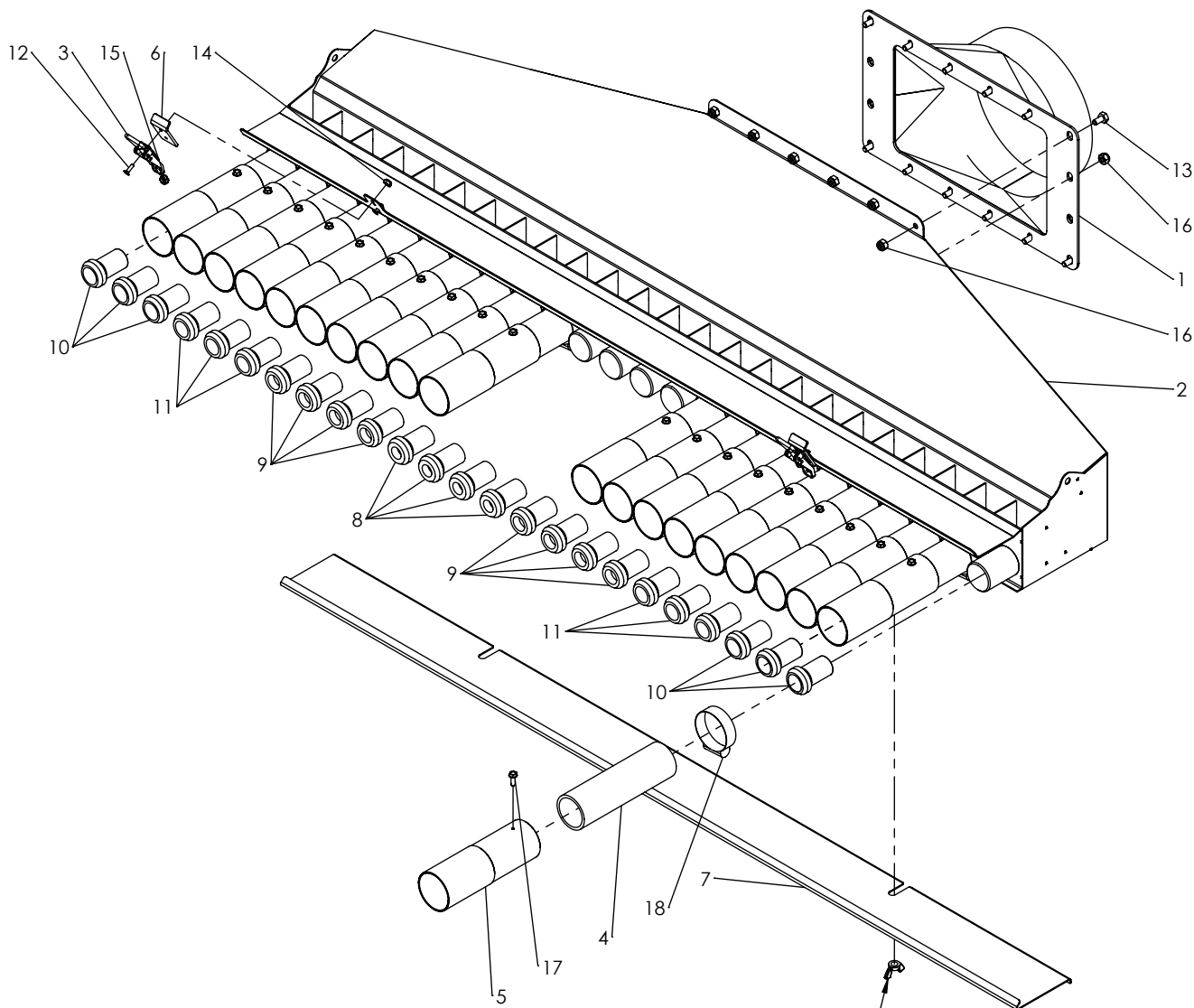
ARBRE À CANNELURES CÉRÉALES 24RGS/24S
CEREALS METERING SHAFT 24ROWS/24O

# ITEM	# PIÈCE / # PART	DESCRIPTION	DESCRIPTION	QT
1	PF-GSM21-8	CANNELURE CÉRÉALES 2PO	CEREALS METERING ROLLER 2IN	23
2	PF-GSM21-11	CANNELURE CÉRÉALES 1PO	CEREALS METERING ROLLER 1IN	2
3	PF-SSSH100-8	ARBRE À CANNELURES	METERING SHAFT	1
4	QSP-31634SS	GOUPILLE À RESSORT 3/16 X 3/4 PO INOX	SPRING PIN 3/16 X 3/4 IN STAINLESS	24
5	QSP-316134SS	GOUPILLE À RESSORT 3/16 X 1 3/4 PO INOX	SPRING PIN 3/16 X 1 3/4 IN STAINLESS	4



SYSTÈME DISTRIBUTION D'AIR 24S-1 1/2 / 24RGS
AIR DISTRIBUTION SYSTEM 24O-1 1/2 / 24ROWS

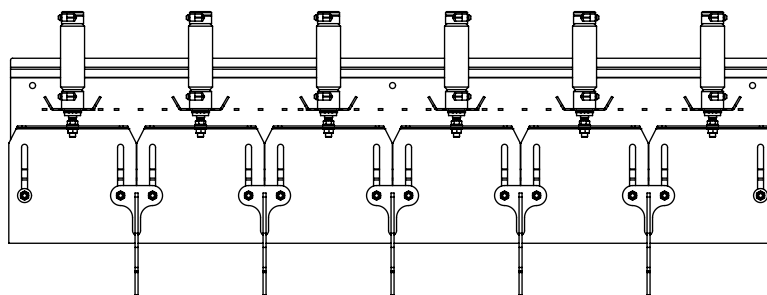
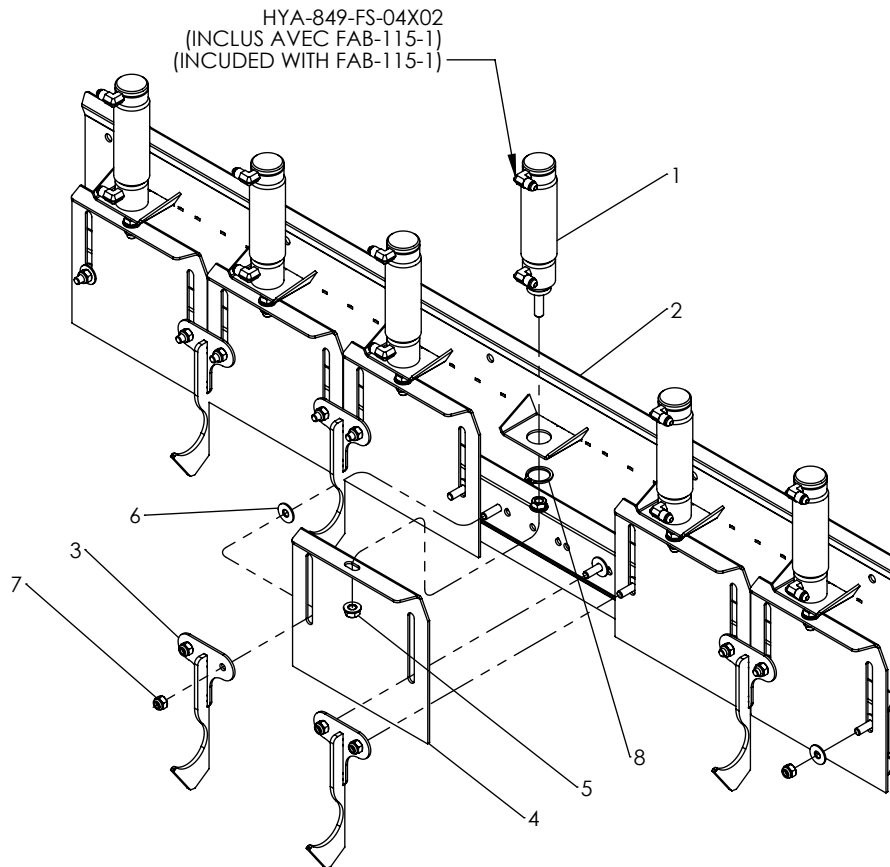
# ITEM	# PIÈCE / # PART	DESCRIPTION	DESCRIPTION	QT
1	FAB-113ALR.3F	ADAPTATEUR ENTRÉE BAA RT176CW	INLET ADAPTER RT176CW	1
2	FAB-114-1ALR	BOÎTE À AIR 24S-1 1/2PO (AULARI)	AIR BOX 24O-1 1/2IN (AULARI)	1
3	PADS-772-0174	FERMETURE À LEVIER	LEVER LOCK	2
4	PF-K150-6	BOYAU 1 1/2PO PVC SUCCION GREEN HELIX - 6PO	PVC HOSE 1 1/2IN SUCTION GREEN HELIX - 6IN	20
5	PF-SSTR200-707	ADAPTATEUR SORTIE BAA	EXIT ADAPTER AIR DISTRIBUTION SYSTEM	20
6	PFS-SSPL12G-98	BUTOIR DE BAA	AIR BOX STOPPER	2
7	PFS-SSPL16G-39	PLAQUE SOUS DISTRIBUTION	PLATE UNDER DISTRIBUTION	1
8	PFS-UHMW-1	CONE BAA1, TROU ID5/8	JET BAA1, HOLE ID5/8	4
9	PFS-UHMW-4	CONE BAA1, TROU ID3/4	JET BAA1, HOLE ID3/4	8
10	PFS-UHMW-6	CONE BAA1, TROU ID7/8	JET BAA1, HOLE ID7/8	6
11	PFS-UHMW-20	CONE BAA1, TROU ID13/16	JET BAA1, HOLE ID13/16	6
12	QB-BFSHCSSS63212	VIS À TÊTE FRAISÉE À 6 PANS CREUX #6-32 X 1/2 INOX	FLAT SOCKET HEAD CAP SCREW #6-32 X 1/2 STAINLESS	4
13	QB-BSS1412	BOULON HEX 1/4-20UNC X 1/2 INOX	HEX BOLT 1/4-20UNC X 1/2 STAINLESS	12
14	QB-LNSS6-32	ÉCROU HEX FREIN NYLON #6-32 INOX	HEX NYLON LOCK NUT #6-32 STAINLESS	4
15	QB-LNSS10-32	ÉCROU HEX FREIN NYLON #10-32 INOX	HEX NYLON LOCK NUT #10-32 STAINLESS	2
16	QB-LNSS14	ÉCROU HEX FREIN NYLON 1/4-20UNC INOX	HEX NYLON LOCK NUT 1/4-20UNC STAINLESS	16
17	QB-MES1012-TEK	VIS AUTO-PERÇANTE (TÊTE HEX) #10 X 1/2 PLAQUÉ	METAL SCREW (HEX HEAD) #10 X 1/2 PLATED	20
18	QCS-HAS24	COLLIER DE SERRAGE INOX HAS24	HOSE CLAMP STAINLESS HAS24	20



QB-WNSS516
 (INCLUS DANS FAB-114-1ALR.)
 (INCLUDED IN FAB-114-1ALR.)

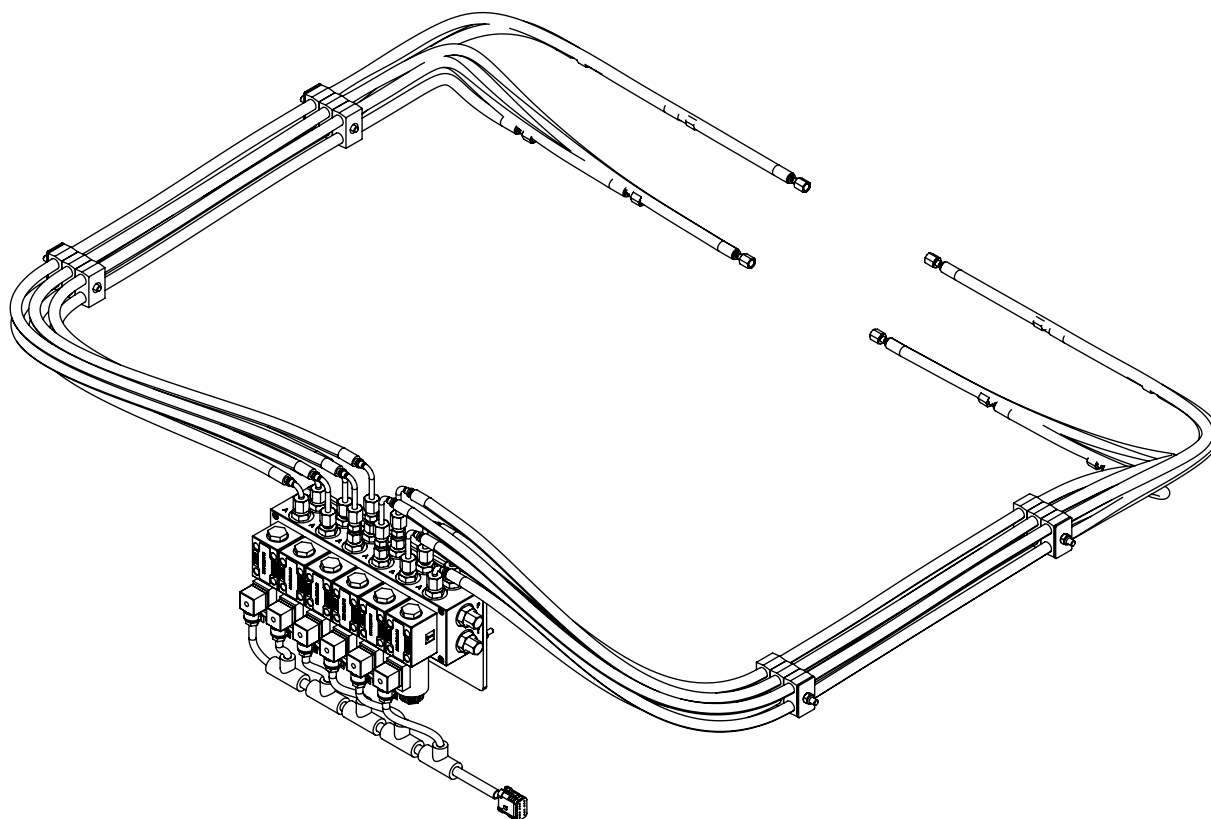
**SUPPORT DE TRAPPES 24RGS/24S/6CYL
GATES HOLDER 24ROWS/24O/6CYL**

# ITEM	# PIECE / # PART	DESCRIPTION	DESCRIPTION	QT
1	FAB-115-1	CYLINDRE DE TRAPPE AULARI	AULARI GATE CYLINDER	6
2	FAB-118D-24.C6	SUPPORT DE TRAPPES 24RGS/24S/6CYL	GATES HOLDER 24ROWS/24O/6CYL	1
3	FAB-118D-OB1.1	GUIDE D'ENGRAIS 24S/32S	FERTILIZER RETAINER 24O/32O	5
4	PFS-SSPL12G-34DD	TRAPPE 24S/4CANN.	GATE 24O/4ROLLERS	6
5	QB-FSELN538	ÉCROU HEX À EMBASE DENTÉE 3/8-16UNC INOX	SERRATED FLANGE HEX LOCK NUT 3/8-16UNC STAINLESS	12
6	QB-FWSS516	RONDELLE PLATE 5/16 INOX	FLAT WASHER 5/16 STAINLESS	14
7	QB-LNSS516	ÉCROU HEX FREIN NYLON 5/16-18UNC INOX	HEX NYLON LOCK NUT 5/16-18UNC STAINLESS	12
8	QSR-EXT1HD	ANNEAU DE RETENUE EXTERNE 1PO ULTRA ROBUSTE	EXTERNAL SNAP RING 1IN HEAVY DUTY	6

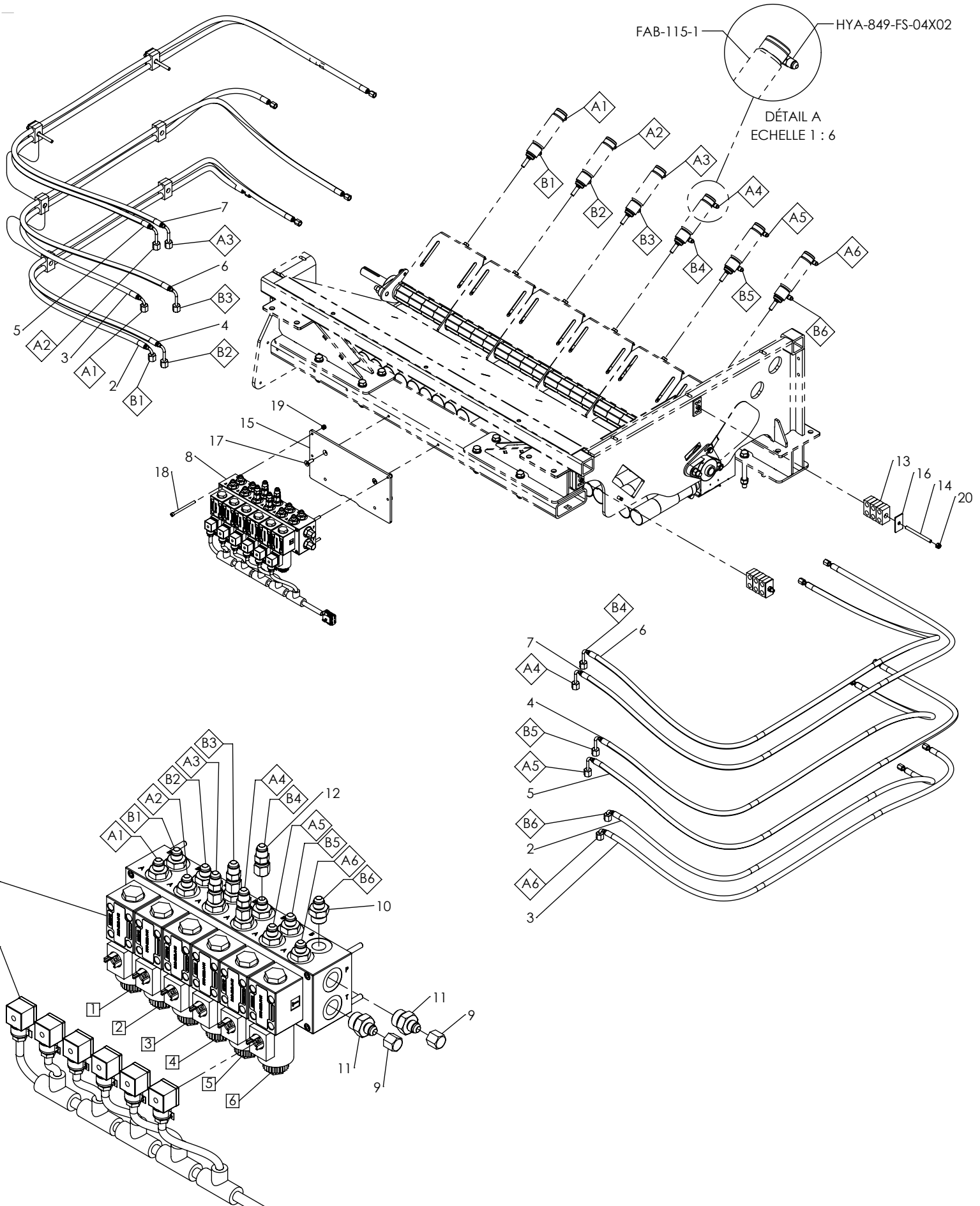


TRAPPES HYD. EMBASE 6 SECT. (ALR3002) 24RGS/24S/6CYL - DÉBIT CONTINU
HYD. GATES MANIFOLD 6 SECT. (ALR3002) 24ROWS/24O/6CYL - FREE FLOW

# ITEM	# PIÈCE / # PART	DESCRIPTION	DESCRIPTION	QT
1	FAB-EL16.2	BRANCHEMENT EMBASE HYD. - PRESSION DÉBIT CONTINU (6 SECTIONS)	HYD. MANIFOLD CONNECTION - FREE FLOW (6 SECTIONS)	1
2	FAB-H14-58-3	BOYAU HYD. 2BRINS 1/4 (58PO) 0404FJ-0406NJ90T	HYD. HOSE 2WIRES 1/4 (58IN) 0404FJ-0406NJ90T	2
3	FAB-H14-60-5	BOYAU HYD. 2BRINS 1/4 (60PO) 0404FJ-0406NJ90T	HYD. HOSE 2WIRES 1/4 (60IN) 0404FJ-0406NJ90T	2
4	FAB-H14-68-3	BOYAU HYD. 2BRINS 1/4 (68PO) 0404FJ-0406NJ90TL	HYD. HOSE 2WIRES 1/4 (68IN) 0404FJ-0406NJ90TL	2
5	FAB-H14-70-3	BOYAU HYD. 2BRINS 1/4 (70PO) 0404FJ-0406NJ90TL	HYD. HOSE 2WIRES 1/4 (70IN) 0404FJ-0406NJ90TL	2
6	FAB-H14-80-4	BOYAU HYD. 2BRINS 1/4 (80PO) 0404FJ-0406NJ90TL	HYD. HOSE 2WIRES 1/4 (80IN) 0404FJ-0406NJ90TL	2
7	FAB-H14-82-2	BOYAU HYD. 2BRINS 1/4 (82PO) 0404FJ-0406NJ90TL	HYD. HOSE 2WIRES 1/4 (82IN) 0404FJ-0406NJ90TL	2
8	HY-000079	EMBASE 6 SECTIONS PRÉ-MONTÉES - DÉBIT CONTINU	6 SECTIONS MANIFOLD PRE-ASSEMBLED - FREE FLOW	1
9	HYA-830-FS-06	CAPUCHON 3/8 FJIC	CAP 3/8 FJIC	2
10	HYA-848-FSO-06X08	ADAPTATEUR DROIT 3/8 MJIC-1/2 MORB	STRAIGHT ADAPTER 3/8 MJIC - 1/2 MORB	12
11	HYA-848-FSO-06X10	ADAPTATEUR DROIT 3/8 MJIC - 5/8 MORB	STRAIGHT ADAPTER 3/8 MJIC - 5/8 MORB	2
12	HYA-HA1205-0606	ADAPTATEUR DROIT 3/8 MJIC - 3/8 FSJIC	STRAIGHT ADAPTER 3/8 MJIC - 3/8 FSJIC	4
13	HYCP-2135-135DPA	COLLIER DE FIXATION NOIR 13.5 MM (1/4) DOUBLE	CLAMP BODY BLACK 13.5 MM (1/4) DOUBLE	12
14	PF-BSS5164-1	BOULON HEX 5/16-18UNC X 4 INOX COUPÉ	HEX BOLT 5/16-18UNC X 4 STAINLESS CUT	4
15	PF-PL14-P6	SUPPORT EMBASE ET SÉLECTEUR	MANIFOLD AND SELECTOR BRACKET	1
16	PF-SSPL12G-GD2-D	PLAQUE PROTECTRICE	COVER PLATE	4
17	QB-BFHCSS5161	VIS À TÊTE FRAISÉE À 6 PANS CREUX 5/16-18UNC X 1 INOX	FLAT SOCKET HEAD CAP SCREW 5/16-18UNC X 1 STAINLESS	2
18	QB-BSHCS14312	VIS À TÊTE CYLINDRIQUE À 6 PANS CREUX 1/4-20UNC X 3 1/2 PLAQUÉ	SOCKET HEAD CAP SCREW 1/4-20UNC X 3 1/2 PLATED	4
19	QB-LNNC14	ÉCROU HEX FREIN NYLON 1/4-20UNC PLAQUÉ	HEX NYLON LOCK NUT 1/4-20UNC PLATED	4
20	QB-LNSS516	ÉCROU HEX FREIN NYLON 5/16-18UNC INOX	HEX NYLON LOCK NUT 5/16-18UNC STAINLESS	4

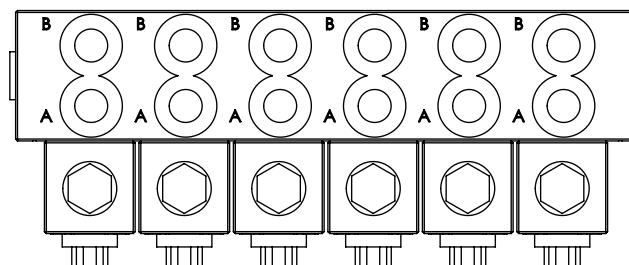
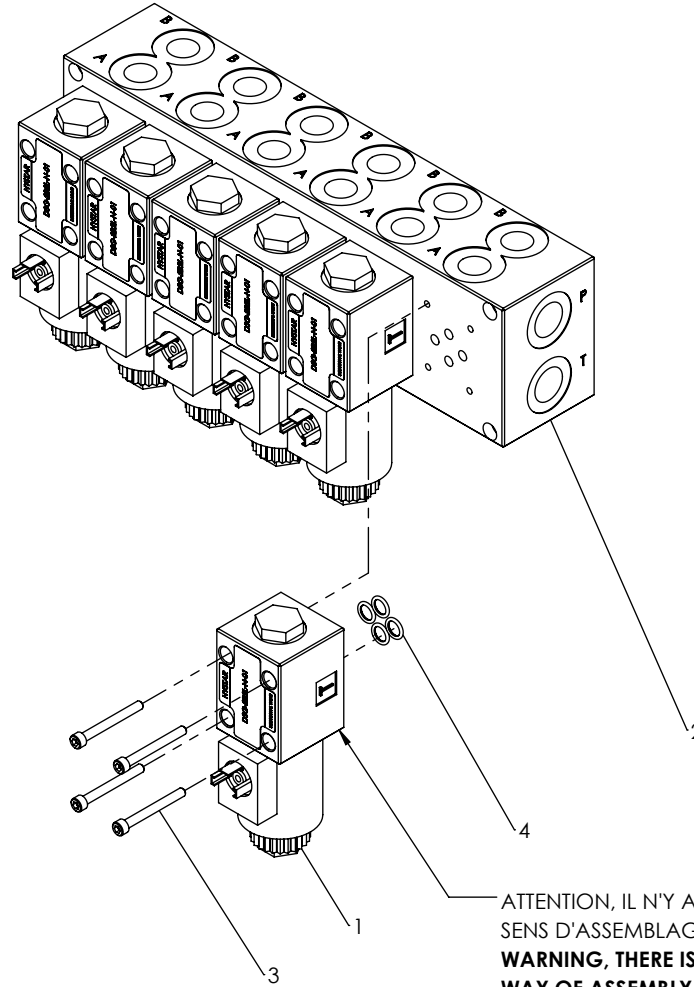


TRAPPES HYD. EMBASE 6 SECT. (ALR3002) 24RGS/24S/6CYL - DÉBIT CONTINU
 HYD. GATES MANIFOLD 6 SECT. (ALR3002) 24ROWS/24O/6CYL - FREE FLOW



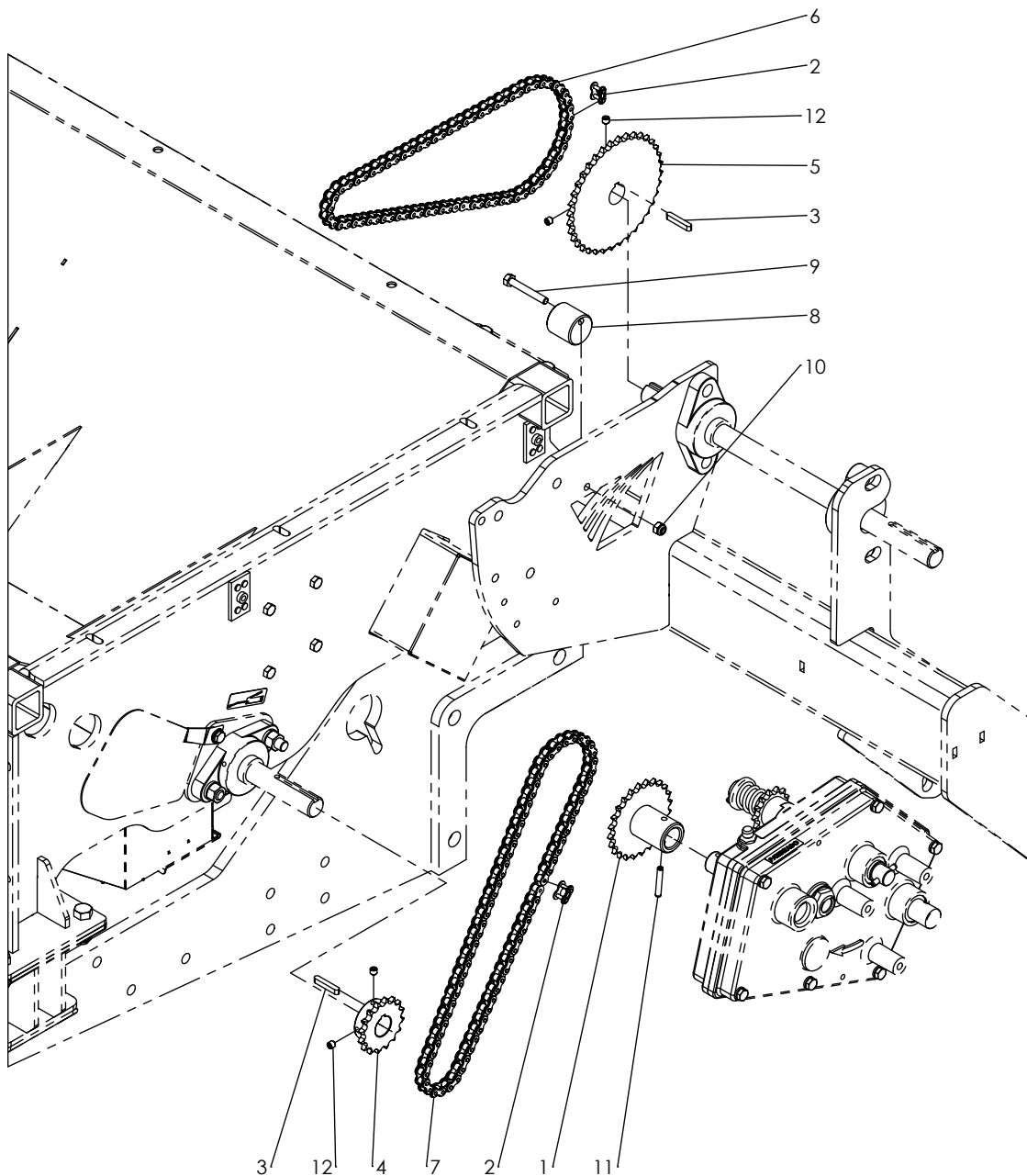
EMBASE 6 SECTIONS PRÉ-MONTÉES - DÉBIT CONTINU
6 SECTIONS MANIFOLD PRE-ASSEMBLED - FREE FLOW

# ITEM	# PIÈCE / # PART	DESCRIPTION	DESCRIPTION	QT
1	PADS-DSG-2B2L-N-01	ÉLECTROVALVE DIN (DSG-2B2L-N-01-D1-4095)	SOLENOID VALVE DIN (DSG-2B2L-N-01-D1-4095)	6
2	PADS-PBLD03P6-SS-CX	EMBASE PARALLÈLE - 6 STATIONS	PARALLEL MANIFOLD - 6 STATIONS	1
3	QB-BSHCS1024134	VIS À TÊTE CYLINDRIQUE À 6 PANS CREUX #10-24 X 1 3/4 PLAQUÉ	SOCKET HEAD CAP SCREW #10-24 X 1 3/4 PLATED	24
4	QOR-P9	JOINT TORIQUE #P9	O-RING #P9	24



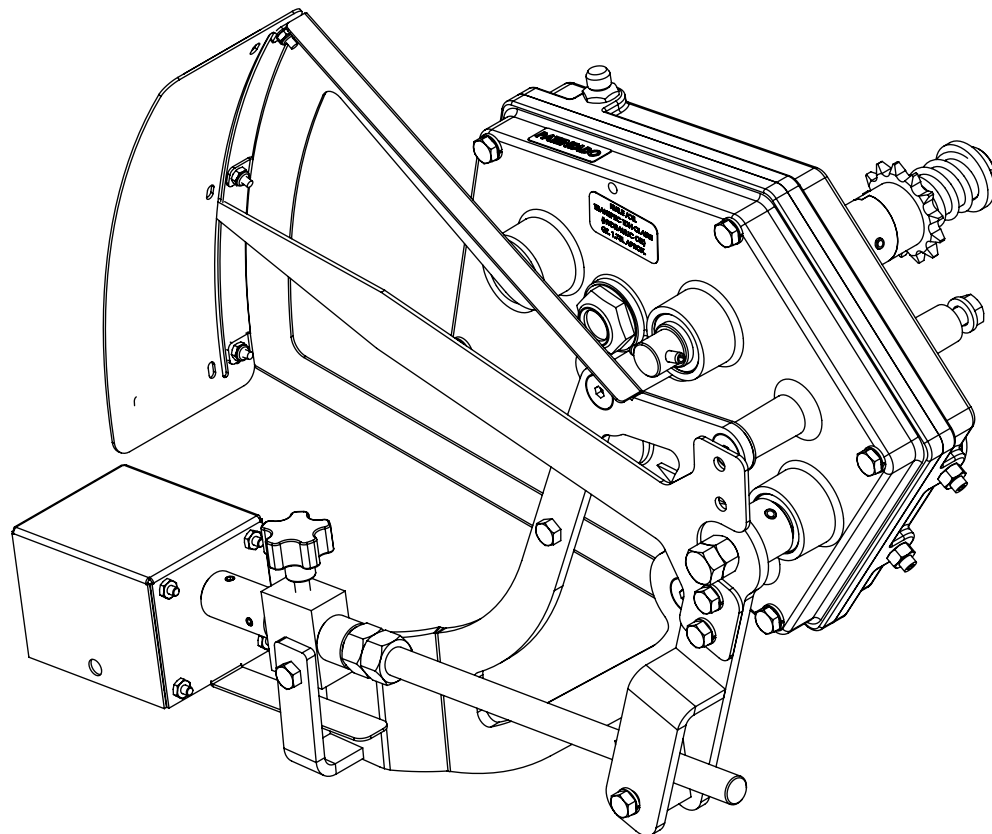
TRANSMISSION VARIABLE MÉCANIQUE ALR3002
MECHANICAL VARIABLE TRANSMISSION ALR3002

# ITEM	# PIÈCE / # PART	DESCRIPTION	DESCRIPTION	QT
1	FAB-119-2.3A	ROUE DENTÉE D'ENTRAÎNEMENT 40 X 24 DENTS	DRIVE SPROCKET 40 X 24 TEETH	1
2	MEMA-40-1SS	MAILLON #40 ACIER INOXYDABLE	STAINLESS STEEL CHAIN LINK #40	2
3	PA-CLE14-112	CLÉ 1/4 X 1/4 X 1 1/2 PO (BOUTS ROND)	PARALLEL KEY 1/4 X 1/4 X 1 1/2 IN (ROUND ENDS)	2
4	PF-40B16H1	ROUE DENTÉE ASSEMBLÉE 40 X 16 DENTS - MOYEU 1 PO PLAQUÉ	SPROCKET ASSEMBLY 40 X 16 TEETH - HUB 1 IN PLATED	1
5	PF-40B36H1	ROUE DENTÉE ASSEMBLÉE 40 X 36 DENTS - MOYEU 1 PO PLAQUÉ	SPROCKET ASSEMBLY 40 X 36 TEETH - HUB 1 IN PLATED	1
6	PF-CH40-1SS-36	CHAÎNE SIMPLE INOX #40 - 36PO	SINGLE CHAIN #40 STAINLESS STEEL - 36IN	1
7	PF-CH40-1SS-42	CHAÎNE SIMPLE INOX #40 - 42PO	SINGLE CHAIN #40 STAINLESS STEEL - 42IN	1
8	PF-UHMW-2A	TENDEUR DE CHAÎNE	CHAIN TENSIONER	1
9	QB-BSS516214	BOULON HEX 5/16-18UNC X 2 1/4 INOX	HEX BOLT 5/16-18UNC X 2 1/4 STAINLESS	1
10	QB-LNSS516	ÉCROU HEX FREIN NYLON 5/16-18UNC INOX	HEX NYLON LOCK NUT 5/16-18UNC STAINLESS	1
11	QSP-14112SS	GOUILLE À RESSORT 1/4 X 1 1/2 PO INOX	SPRING PIN 1/4 X 1 1/2 IN STAINLESS	1
12	QSS-NC516516	VIS DE PRESSION À TÊTE CREUSE 5/16-18UNC X 5/16 ACIER	SOCKET SET SCREW 5/16-18UNC X 5/16 STEEL	4

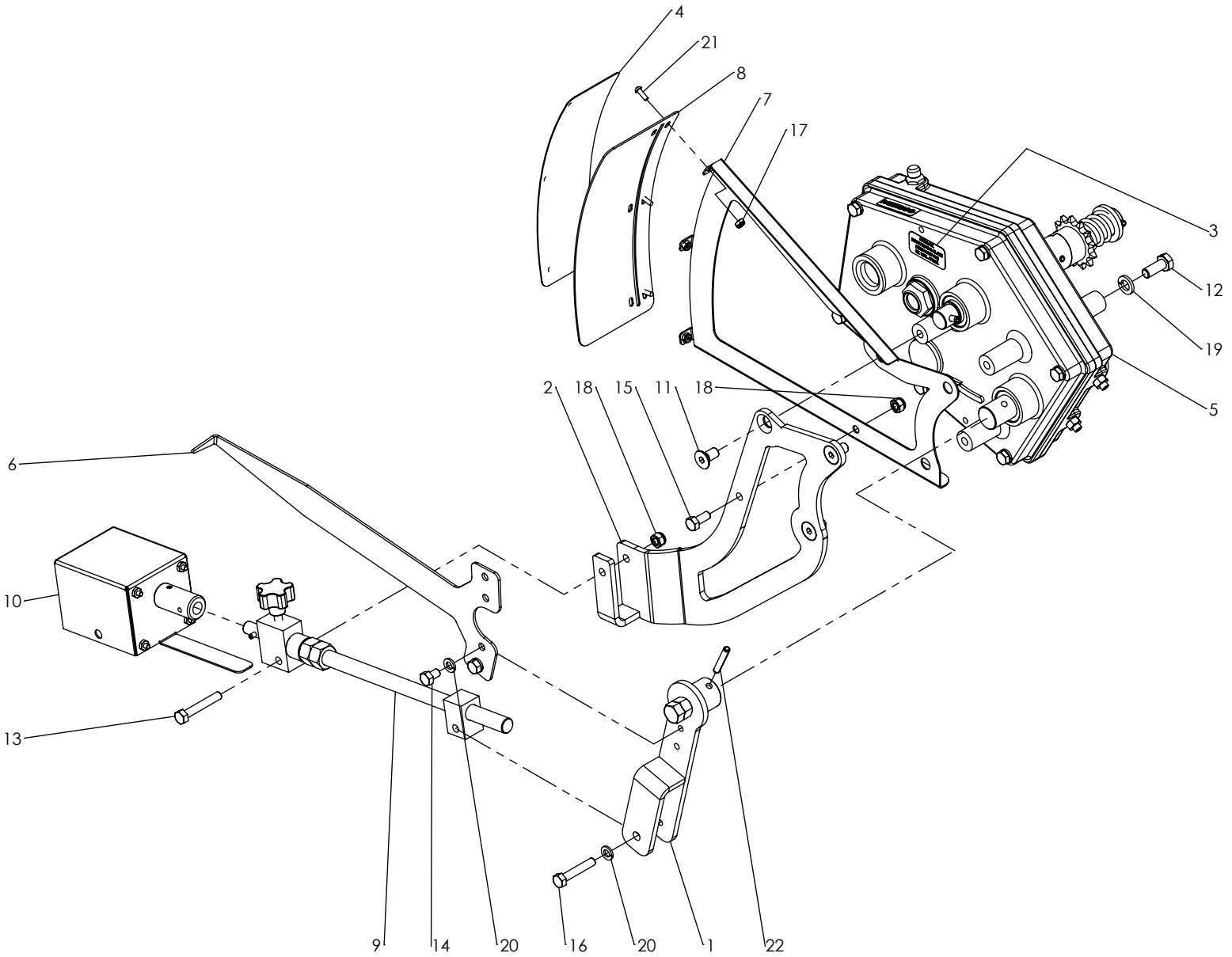


AJUSTEMENT ÉLECTRIQUE DE TRANSMISSION IN CAB REMOTE TRANSMISSION ADJUSTMENT

# ITEM	# PIÈCE / # PART	DESCRIPTION	DESCRIPTION	QT
1	FAB-119-2.1A	BRAS D'AJUSTEMENT DE TRANSMISSION	TRANSMISSION ARM ADJUSTMENT	1
2	FAB-119-2.4	SUPPORT D'AJUSTEMENT DE TRANSMISSION	TRANSMISSION ADJUSTMENT BRACKET	1
3	PADS-IDEN.02	AUTOCOLLANT IDENTIFICATION HUILE SW2005	STICKER IDENTIFICATION OIL SW2005	1
4	PADS-MAX/MIN-VR	DÉCALQUE VERTICAL MAX/MIN	VERTICAL MAX/MIN DECAL	1
5	PADS-SW2005-RIGHT	BOÎTE D'ENGRENAGE VARIABLE SW2005 DROITE	VARIABLE TRANSMISSION SW2005 RIGHT	1
6	PFS-SSPL12G-83C	AIGUILLE D'AJUSTEMENT ÉLECTRIQUE	ELECTRIC ADJUSTMENT NEEDLE	1
7	PFS-SSPL16G-47A	SUPPORT D'INDICATEUR	INDICATOR BRACKET	1
8	PFS-SSPL16G-48B	INDICATEUR D'AJUSTEMENT DE TRANSMISSION	TRANSMISSION ADJUSTMENT INDICATOR	1
9	PM-119-2.2	TIGE D'AJUSTEMENT	ADJUSTING ROD	1
10	PM-119-2.2A	AJUSTEMENT ÉLECTRIQUE DE TRANSMISSION	ELECTRICAL TRANSMISSION ADJUSTMENT	1
11	QB-BFHCSSSM1020	VIS À TÊTE FRAISÉE À 6 PANS CREUX M10-1.50 X 20MM INOX	FLAT SOCKET HEAD CAP SCREW M10-1.50 X 20MM STAINLESS	3
12	QB-BM1015025	BOULON HEX M10-1.50 X 25MM PLAQUÉ GR8.8	HEX BOLT M10-1.50 X 25MM PLATED GR8.8	3
13	QB-BSS5162	BOULON HEX 5/16-18UNC X 2 INOX	HEX BOLT 5/16-18UNC X 2 STAINLESS	1
14	QB-BSS51612	BOULON HEX 5/16-18UNC X 1/2 INOX	HEX BOLT 5/16-18UNC X 1/2 STAINLESS	2
15	QB-BSS51634	BOULON HEX 5/16-18UNC X 3/4 INOX	HEX BOLT 5/16-18UNC X 3/4 STAINLESS	1
16	QB-BSS516134	BOULON HEX 5/16-18UNC X 1 3/4 INOX	HEX BOLT 5/16-18UNC X 1 3/4 STAINLESS	1
17	QB-LNSS8-32	ÉCROU HEX FREIN NYLON #8-32 INOX	HEX NYLON LOCK NUT #8-32 STAINLESS	3
18	QB-LNSS516	ÉCROU HEX FREIN NYLON 5/16-18UNC INOX	HEX NYLON LOCK NUT 5/16-18UNC STAINLESS	2
19	QB-LWNC716	RONDELLE FREIN 7/16 PLAQUÉ	LOCK WASHER 7/16 PLATED	3
20	QB-LWSS516	RONDELLE FREIN 5/16 INOX	LOCK WASHER 5/16 STAINLESS	3
21	QB-MS8-32X12SS	VIS À MACHINE (TÊTE RONDE PHILLIPS) #8-32 X 1/2 INOX	MACHINE SCREW (ROUND HEAD PHILLIPS) #8-32 X 1/2 STAINLESS	3
22	QSP-14112SS	GOUILLE À RESSORT 1/4 X 1 1/2 PO INOX	SPRING PIN 1/4 X 1 1/2 IN STAINLESS	1

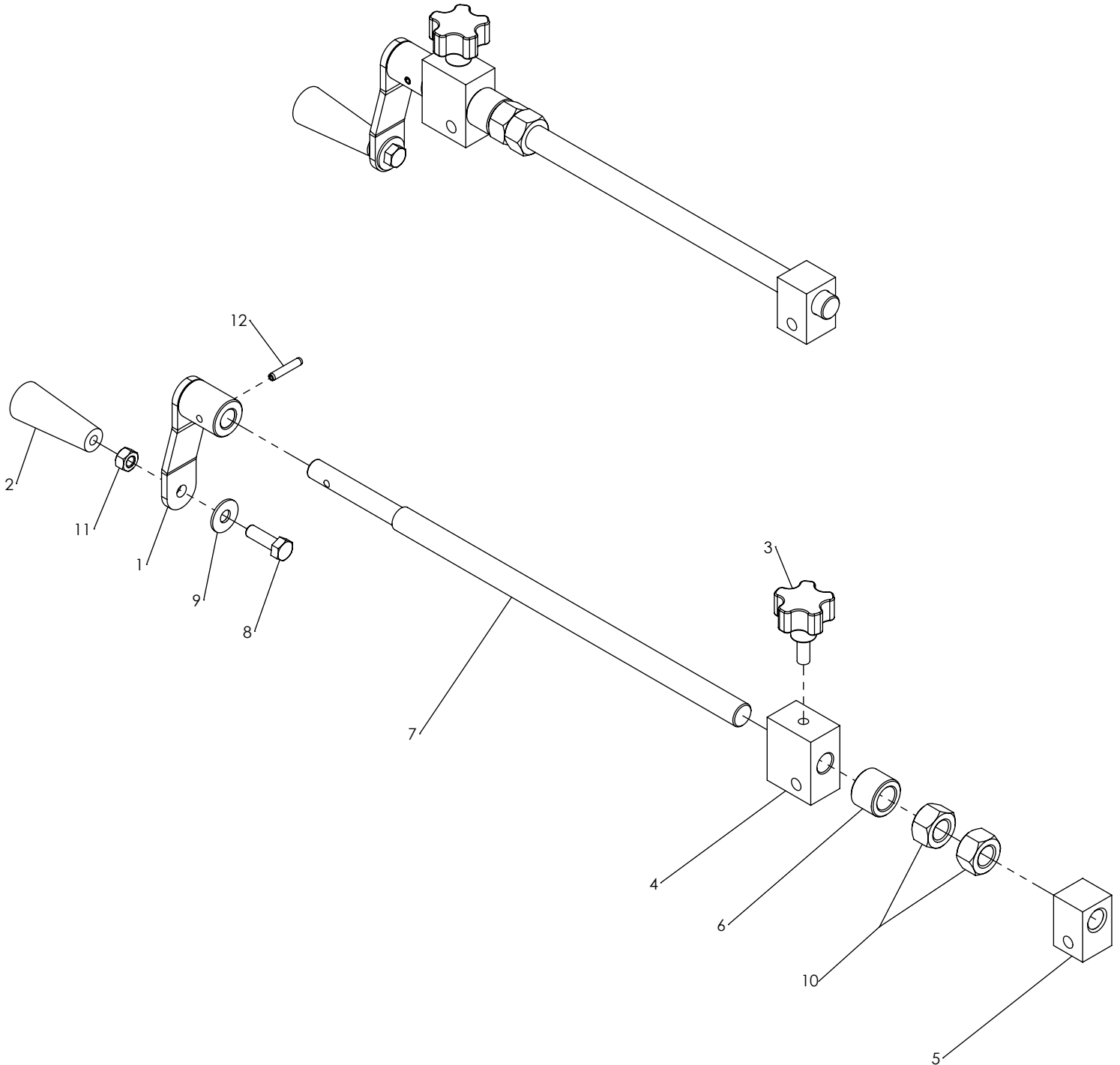


AJUSTEMENT ÉLECTRIQUE DE TRANSMISSION
IN CAB REMOTE TRANSMISSION ADJUSTMENT



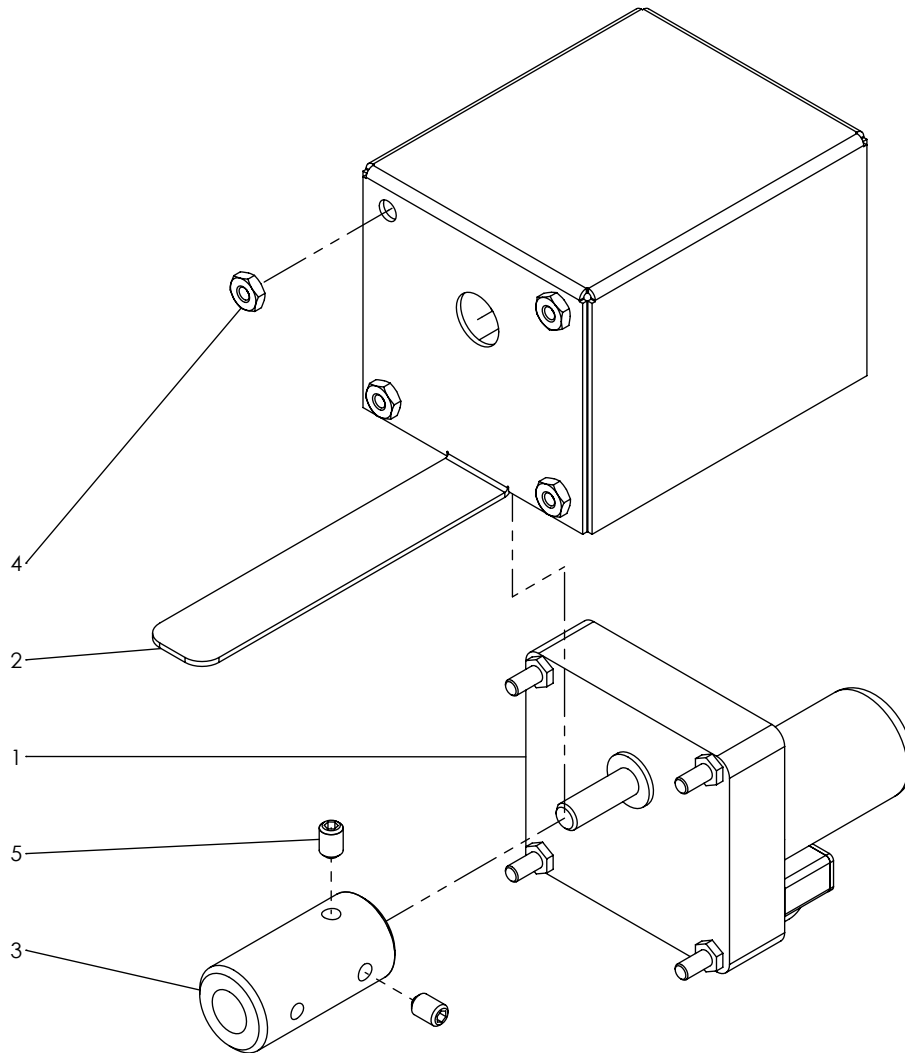
TIGE D'AJUSTEMENT ADJUSTING ROD

# ITEM	# PIÈCE / # PART	DESCRIPTION	DESCRIPTION	QT
1	FAB-119-2.2	POIGNÉE D'AJUSTEMENT DE TRANSMISSION	TRANSMISSION ADJUSTMENT HANDLE	1
2	PADS-32112	POIGNÉE EN PLASTIQUE CYLINDRIQUE	CYLINDRICAL PLASTIC HANDLE	1
3	PADS-33866	POIGNÉE EN PLASTIQUE RONDE	PLASTIC HANDLE KNOB	1
4	PF-GSMPL10-1	BLOC DE VÉRROUILLAGE	LOCK BLOCK	1
5	PF-GSMPL10-2	BLOC FILETÉ	THREADED BLOCK	1
6	PF-SSSH100-3	BAGUE D'ARRÊT	BUSHING STOPPER	1
7	PF-SSTF058-1	TIGE D'AJUSTEMENT	ADJUSTING ROD	1
8	QB-BSS5161	BOULON HEX 5/16-18UNC X 1 INOX	HEX BOLT 5/16-18UNC X 1 STAINLESS	1
9	QB-FWSS516	RONDELLE PLATE 5/16 INOX	FLAT WASHER 5/16 STAINLESS	1
10	QB-NSS58	ÉCROU HEX 5/8-11UNC INOX	HEX NUT 5/8-11UNC STAINLESS	2
11	QB-NSS516	ÉCROU HEX 5/16-18UNC INOX	HEX NUT 5/16-18UNC STAINLESS	1
12	QSP-3161SS	GOUILLE À RESSORT 3/16 X 1 PO INOX	SPRING PIN 3/16 X 1 IN STAINLESS	1



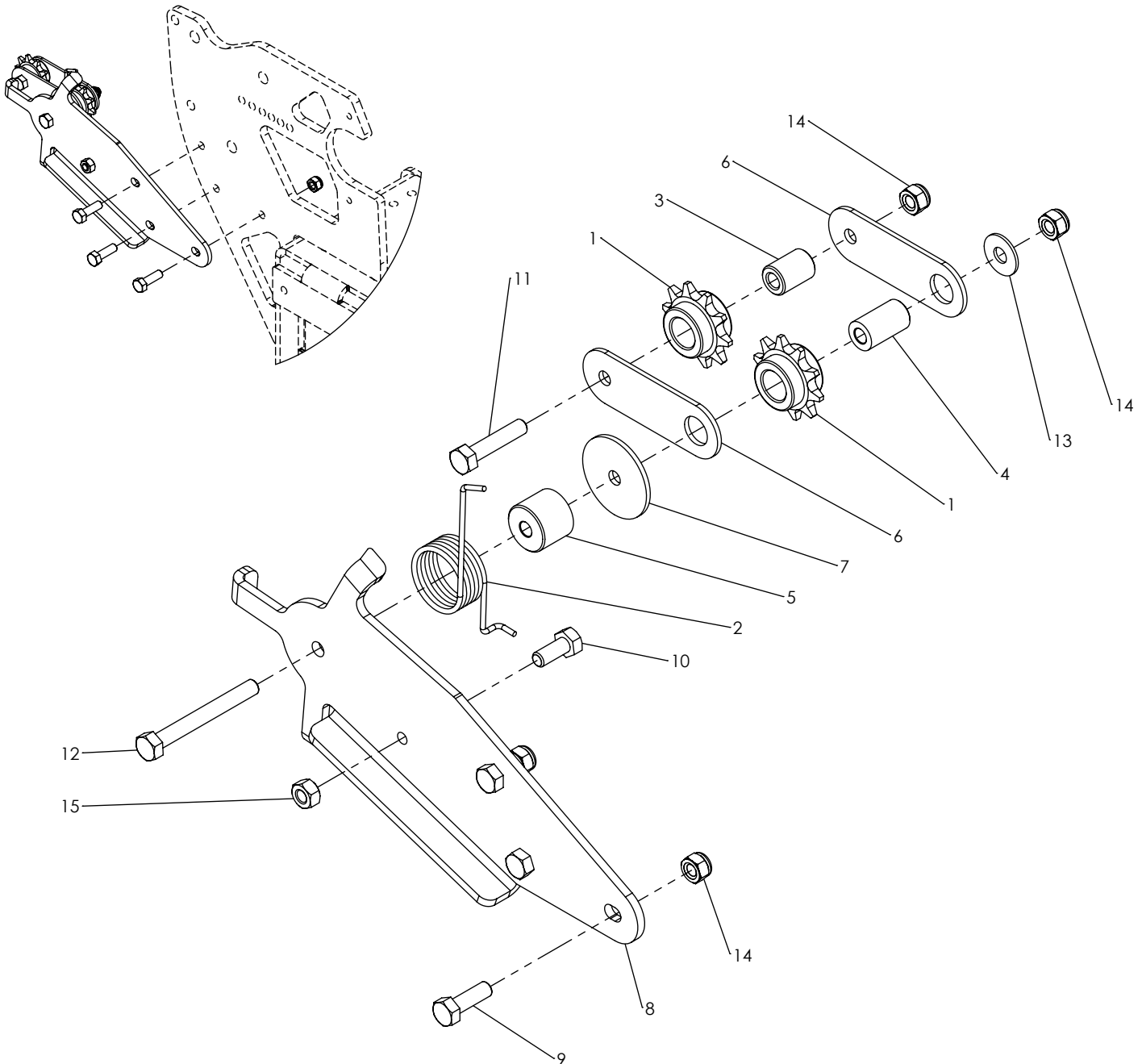
AJUSTEMENT ÉLECTRIQUE DE TRANSMISSION ELECTRICAL TRANSMISSION ADJUSTMENT

# ITEM	# PIÈCE / # PART	DESCRIPTION	DESCRIPTION	QT
1	FAB-EL19.1	MOTEUR ÉLECTRIQUE À ENGRENAGE 12V	GEAR MOTOR 12V	1
2	PF-SSPL16G-44	SUPPORT AJUSTEMENT ÉLECTRIQUE	ELECTRIC ADJUSTMENT SUPPORT	1
3	PF-SSSH100-1241-1	BAGUE D'UNION	UNION BUSHING	1
4	QB-NSS10-32	ÉCROU HEX #10-32 INOX	HEX NUT #10-32 STAINLESS	4
5	QSS-NC1438	VIS DE PRESSION À TÊTE CREUSE 1/4-20UNC X 3/8 ACIER	SOCKET SET SCREW 1/4-20UNC X 3/8 STEEL	2



TENDEUR DE CHÂÎNES CHAINS TENSIONER

# ITEM	# PIÈCE / # PART	DESCRIPTION	DESCRIPTION	QT
1	PA-000035	ROUE DENTÉE GUIDE - 10 DENTS	PLASTIC IDLER - 10 TEETH	2
2	PA-000036	RESSORT DE TORSION	TORSION SPRING	1
3	PF-SSROD058-1	PIVOT - TENDEUR DE CHÂÎNES	PIVOT - CHAINS TENSIONER	1
4	PF-SSROD058-2	PIVOT - TENDEUR DE CHÂÎNES	PIVOT - CHAINS TENSIONER	1
5	PF-SSSH100-13	PIVOT - TENDEUR DE CHÂÎNES	PIVOT - CHAINS TENSIONER	1
6	PFS-SSPL12G-86	PLAQUE - TENDEUR DE CHÂÎNES	PLATE - CHAINS TENSIONER	2
7	PFS-SSPL12G-110	RONDELLE - TENDEUR DE CHÂÎNES	WASHER - CHAINS TENSIONER	1
8	PFS-SSPL316-13	ATTACHE - TENDEUR DE CHÂÎNES	BRACKET - CHAINS TENSIONER	1
9	QB-BSS5161	BOULON HEX 5/16-18UNC X 1 INOX	HEX BOLT 5/16-18UNC X 1 STAINLESS	3
10	QB-BSS51634	BOULON HEX 5/16-18UNC X 3/4 INOX	HEX BOLT 5/16-18UNC X 3/4 STAINLESS	1
11	QB-BSS516112	BOULON HEX 5/16-18UNC X 1 1/2 INOX	HEX BOLT 5/16-18UNC X 1 1/2 STAINLESS	1
12	QB-BSS516234	BOULON HEX 5/16-18UNC X 2 3/4 INOX	HEX BOLT 5/16-18UNC X 2 3/4 STAINLESS	1
13	QB-FWSS516	RONDELLE PLATE 5/16 INOX	FLAT WASHER 5/16 STAINLESS	1
14	QB-LNSS516	ÉCROU HEX FREIN NYLON 5/16-18UNC INOX	HEX NYLON LOCK NUT 5/16-18UNC STAINLESS	5
15	QB-NSS516	ÉCROU HEX 5/16-18UNC INOX	HEX NUT 5/16-18UNC STAINLESS	1



SECTION 3:

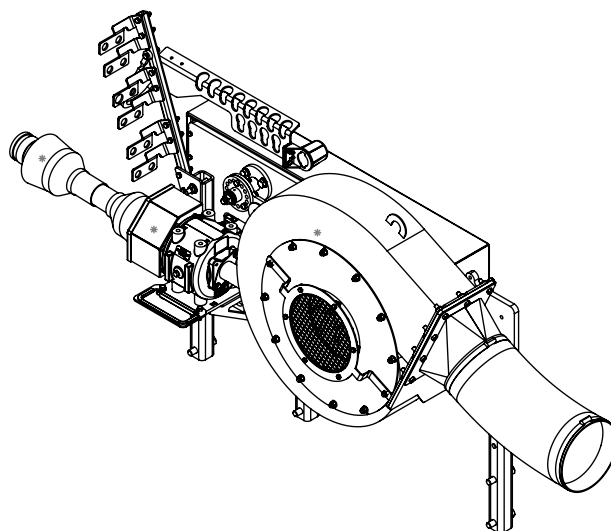
**TURBINE
BLOWER**

**TURBINE RT176CW (ENTR. MÉCANIQUE)
BLOWER RT176CW (MECHANICAL DRIVE)**

# ITEM	# PIÈCE / # PART	DESCRIPTION	DESCRIPTION	QT
1	EL-11750	SUPPORT DE CONNECTEUR	PLUG HOLDER	1
2	FAB-104-1	PROTECTEUR D'ARBRE DE BOÎTE D'ENGRENAGE	GEARBOX SHAFT GUARD	1
3	FAB-109-7	ADAPTATEUR SORTIE RT176CW	OUTLET ADAPTER RT176CW	1
4	FAB-149-4.1B-3G	TIGE D'AJUSTEMENT DE TENDEUR DE COURROIE	BELT TENSIONER ADJUSTING ROD	1
5	FAB-160-21	ATTACHE DE RESSORT	SPRING ATTACHMENT	1
6	FAB-160-30	TENDEUR	TENSIONER	1
7	FAB-160-31	BRAS TENDEUR	TENSIONER LEVER	1
8	FAB-161-35	SUPPORT BOÎTE D'ENGRENAGE	GEARBOX BRACKET	1
9	MECO-3BX77	COURROIE TRIPLE 3BX77	TRIPLE BELT 3BX77	1
10	MEHU-SD1	MOYEU DE POULIE SD 1 PO DIA.	PULLEY HUB SD 1IN DIA.	1
11	MEHU-SK138	MOYEU DE POULIE SK 1 3/8PO DIA.	PULLEY HUB SK 1 3/8IN DIA.	1
12	MEPO-3B4.6	POULIE EN FONTE 3B4.6	CAST IRON PULLEY 3B4.6	1
13	MEPO-3B12.4	POULIE 3B12.4	PULLEY 3B12.4	1
14	PA-000068	RONDELLE À RESSORT BELLEVILLE	BELLEVILLE SPRING WASHER	2
15	PA-000081	EDGE TRIM 10.5" L	EDGE TRIM 10.5" L	1
16	PA-000122	ATTACHE CAPOT EN CAOUTCHOUC	RUBBER HOOD ATTACHMENT	1
17	PA-CLE14-112	CLÉ 1/4 X 1/4 X 1 1/2 PO (BOUTS ROND)	PARALLEL KEY 1/4 X 1/4 X 1 1/2 IN (ROUND ENDS)	1
18	PA-CLE516-134	CLÉ 5/16 X 5/16 X 1 3/4 PO (BOUTS ROND)	PARALLEL KEY 5/16 X 5/16 X 1 3/4 IN (ROUND ENDS)	1
19	PADS-315-571	BOUCHON DE CAOUTCHOUC 3/8"	RUBBER PLUG 3/8"	2
20	PADS-ES28-132-P80	SNAP ON U-CHANNEL EDGE TRIM 5"	SNAP ON U-CHANNEL EDGE TRIM 5"	1
21	PADS-ES28-132-P80	SNAP ON U-CHANNEL EDGE TRIM 10 1/4"	SNAP ON U-CHANNEL EDGE TRIM 10 1/4"	1
22	PADS-IDEN.49	AUTOCOLLANT IDENTIFICATION HUILE BOÎTE D'ENGRENAGE	OIL OVER-GEAR IDENTIFICATION STICKER	1
23	PADS-STEB-014001	BOULON OEIL FORGÉ 1/4 X 1 PO	FORGED EYE BOLT 1/4 X 1 IN	1
24	PADS-T60-061P026504-2	TRANSMISSION À CARDAN (PTO) CV T60-061P026504-265011CV80-OVER	POWER TAKE OFF (PTO) LINK CV T60-061P026504-265011CV80-OVER	1
25	PF-000041	RESSORT D'EXTENSION	EXTENSION SPRING	1
26	PF-751-0850-1	PENTURE GARDE COURROIE	BELT GUARD HINGE	1
27	PF-BNC58512	BOULON ACIER 5/8-11 X 4 3/4	BOLT STEEL 5/8-11UNC X 4 3/4	1
28	PF-CLE316-34	CLÉ 3/16 X 3/16 X 3/4 PO (BOUTS ROND)	PARALLEL KEY 3/16 X 3/16 X 3/4 IN (ROUND ENDS)	1
29	PF-NC2-800-24	BOYAU D'AIR 8PO FLEXIBLE NOIR - LONGUEUR 24PO	BLACK FLEXIBLE AIR HOSE 8IN - LENGHT 24IN	1
30	PF-PL16G-1628-1	GARDE COURROIE	BELT GUARD	1
31	PF-PL38-22B	CROCHET PTO	PTO HOOK	1
32	PF-PL38-1624-9	BRAS TENDEUR	TENSIONER LEVER	1
33	PF-PL38-1628-1	SUPPORT DE TURBINE RT176CW	BLOWER BRACKET RT176CW	1
34	PF-PL38-1628-4	SUPPORT DE TURBINE RT176CW	BLOWER BRACKET RT176CW	1
35	PF-SH100-1190-8	DOUILLE ROTULE	BALL BUSHING	1
36	PF-SH114-1190-10	ESPACEUR POULIE IDLER	IDLER PULLEY SPACER	2
37	PF-SSPL16G-1628-1	GARDE	GUARD	1
38	PF-T304A.13464	BOÎTE D'ENGRENAGE	GEARBOX	1
39	PF-TC118-1628-1	SUPPORT DE BOYAUX	HOSES SUPPORT	1
40	PF-TC214-1628-1	SUPPORT DE TURBINE RT176CW	BLOWER BRACKET RT176CW	3
41	PFS-SSPL14-1628-2	SUPPORT DE BOYAUX	HOSES BRACKET	1
42	PFS-SSPL316-1628-1	SUPPORT DE BOYAUX	HOSES SUPPORT	1
43	PFS-SSPL316-1628-2	PASSE-CLOISON	BULKHEAD	1
44	PFS-SSPL316-1628-3	SUPPORT DE BOYAUX	HOSES BRACKET	1
45	PFS-SSPL316-1685-1	PASSE-CLOISON	BULKHEAD	2
46	PM-0-46-112532-2	TURBINE RT176CW (ENTR. MÉCANIQUE)	BLOWER RT176CW (MECHANICAL DRIVE)	1
47	PM-109-7J	SUPPORT DE TURBINE RT176CW (ENTR. MÉCANIQUE)	BLOWER SUPPORT RT176CW (MECHANICAL DRIVE)	1
48	PM-ALSH600-1624-1	POULIE IDLER COURROIE TRIPLE	IDLER PULLEY TRIPLE BELT	1
49	QB-BMSS812516	BOULON HEX M8-1.25 X 16MM INOX	HEX BOLT M8-1.25 X 16MM STAINLESS	6

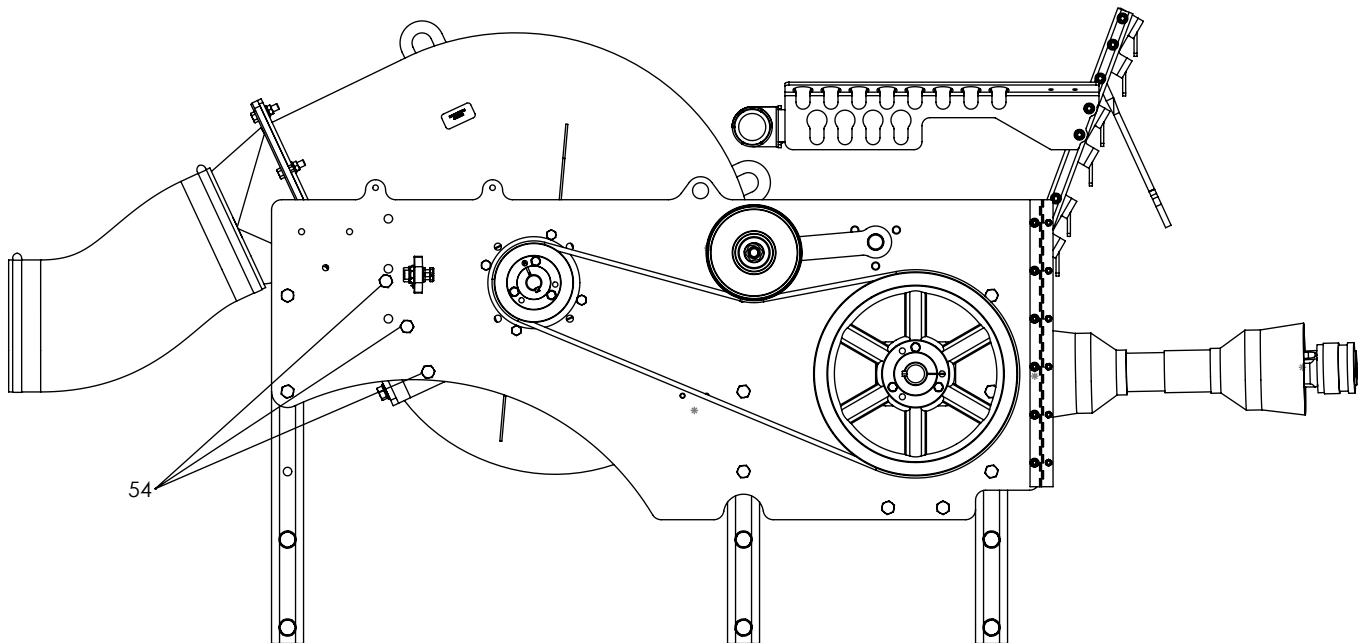
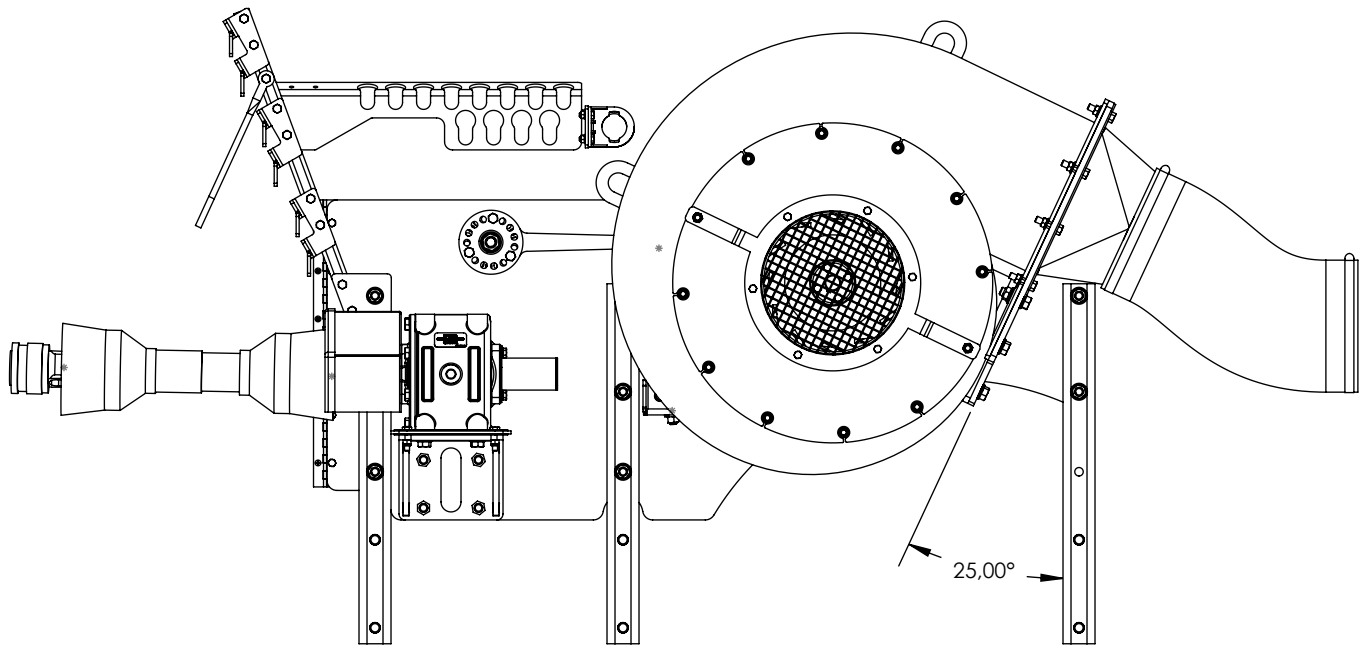
TURBINE RT176CW (ENTR. MÉCANIQUE)
BLOWER RT176CW (MECHANICAL DRIVE)

# ITEM	# PIÈCE / # PART	DESCRIPTION	DESCRIPTION	QT
50	QB-BNC124	BOULON HEX 1/2-13UNC X 4 PLAQUÉ GR5	HEX BOLT 1/2-13UNC X 4 PLATED GR5	2
51	QB-BNC583	BOULON HEX 5/8-11UNC X 3 PLAQUÉ GR5	HEX BOLT 5/8-11UNC X 3 PLATED GR5	6
52	QB-BNC1434	BOULON HEX 1/4-20UNC X 3/4 PLAQUÉ GR5	HEX BOLT 1/4-20UNC X 3/4 PLATED GR5	2
53	QB-BNC5162-FT	BOULON HEX 5/16-18UNC X 2 PLAQUÉ GR5 (FILET COMPLET)	HEX BOLT 5/16-18UNC X 2 PLATED GR5 (FULL THREAD)	6
54	QB-BNC12134	BOULON HEX 1/2-13UNC X 1 3/4 PLAQUÉ GR5	HEX BOLT 1/2-13UNC X 1 3/4 PLATED GR5	7
55	QB-BNC12312	BOULON HEX 1/2-13UNC X 3 1/2 PLAQUÉ GR5	HEX BOLT 1/2-13UNC X 3 1/2 PLATED GR5	6
56	QB-BNC14114	BOULON HEX 1/4-20UNC X 1 1/4 PLAQUÉ GR5	HEX BOLT 1/4-20UNC X 1 1/4 PLATED GR5	6
57	QB-BNC38112	BOULON HEX 3/8-16UNC X 1 1/2 PLAQUÉ GR5	HEX BOLT 3/8-16UNC X 1 1/2 PLATED GR5	17
58	QB-BNC516114	BOULON HEX 5/16-18UNC X 1 1/4 PLAQUÉ GR5	HEX BOLT 5/16-18UNC X 1 1/4 PLATED GR5	2
59	QB-BNC516134	BOULON HEX 5/16-18UNC X 1 3/4 PLAQUÉ GR5	HEX BOLT 5/16-18UNC X 1 3/4 PLATED GR5	9
60	QB-FSEBM1217525	BOULON HEX À EMBASE DENTELÉE M12-1.75 X 25MM PLAQUÉ GR8.8	SERRATED FLANGE HEX BOLT M12-1.75 X 25MM PLATED GR8.8	4
61	QB-FSEBNC5161	BOULON HEX À EMBASE DENTELÉE 5/16-18UNC X 1 PLAQUÉ GR5	SERRATED FLANGE HEX BOLT 5/16-18UNC X 1 PLATED GR5	2
62	QB-FSEBNC12112	BOULON HEX À EMBASE DENTELÉE 1/2-13UNC X 1 1/2 PLAQUÉ GR5	SERRATED FLANGE HEX BOLT 1/2-13UNC X 1 1/2 PLATED GR5	3
63	QB-FSELNNC38	ÉCROU HEX À EMBASE DENTELÉE 3/8-16UNC PLAQUÉ	SERRATED FLANGE HEX LOCK NUT 3/8-16UNC PLATED	10
64	QB-FSLNNC12	ÉCROU HEX FREIN CHANFREINÉ À EMBASE 1/2-13UNC PLAQUÉ	FLANGE STOVER HEX LOCK NUT 1/2-13UNC PLATED	14
65	QB-FSLNNC14	ÉCROU HEX FREIN CHANFREINÉ À EMBASE 1/4-20UNC PLAQUÉ	FLANGE STOVER HEX LOCK NUT 1/4-20UNC PLATED	9
66	QB-FSLNNC58	ÉCROU HEX FREIN CHANFREINÉ À EMBASE 5/8-11UNC PLAQUÉ	FLANGE STOVER HEX LOCK NUT 5/8-11UNC PLATED	1
67	QB-FSLNNC516	ÉCROU HEX FREIN CHANFREINÉ À EMBASE 5/16-18UNC PLAQUÉ	FLANGE STOVER HEX LOCK NUT 5/16-18UNC PLATED	9
68	QB-LNNC10-24	ÉCROU HEX FREIN NYLON #10-24 PLAQUÉ	HEX NYLON LOCK NUT #10-24 PLATED	8
69	QB-LNNC516	ÉCROU HEX FREIN NYLON 5/16-18UNC PLAQUÉ	HEX NYLON LOCK NUT 5/16-18UNC PLATED	2
70	QB-LWNC58	RONDELLE FREIN 5/8 PLAQUÉ	LOCK WASHER 5/8 PLATED	6
71	QB-LWNC516	RONDELLE FREIN 5/16 PLAQUÉ	LOCK WASHER 5/16 PLATED	6
72	QB-LWSS516	RONDELLE FREIN 5/16 INOX	LOCK WASHER 5/16 STAINLESS	6
73	QB-MS10-24X12	VIS À MACHINE (TÊTE RONDE PHILLIPS) #10-24 X 1/2 PLAQUÉ	MACHINE SCREW (ROUND HEAD PHILLIPS) #10-24 X 1/2 PLATED	8
74	QB-MS10-24X34	VIS À MACHINE (TÊTE RONDE PHILLIPS) #10-24 X 3/4 PLAQUÉ	MACHINE SCREW (ROUND HEAD PHILLIPS) #10-24 X 3/4 PLATED	2
75	QB-NSS716	ÉCROU HEX 7/16-14UNC INOX	HEX NUT 7/16-14UNC STAINLESS	1
76	QB-SLNNC12	ÉCROU HEX FREIN CHANFREINÉ 1/2-13UNC PLAQUÉ	HEX STOVER LOCK NUT 1/2-13UNC PLATED	4
77	QB-SLNNC38	ÉCROU HEX FREIN CHANFREINÉ 3/8-16UNC PLAQUÉ	HEX STOVER LOCK NUT 3/8-16UNC PLATED	7
78	QB-SLNNC58	ÉCROU HEX FREIN CHANFREINÉ 5/8-11UNC PLAQUÉ	HEX STOVER LOCK NUT 5/8-11UNC PLATED	1
79	QCS-HAS128HD	COLLIER DE SERRAGE INOX HAS128HD ULTRA ROBUSTE	HOSE CLAMP STAINLESS HAS128HD HEAVY DUTY	2
80	QGF-011	GRAISSEUR 1/8-27 NPT - DROIT	GREASE FITTING 1/8-27 NPT - STRAIGHT	1



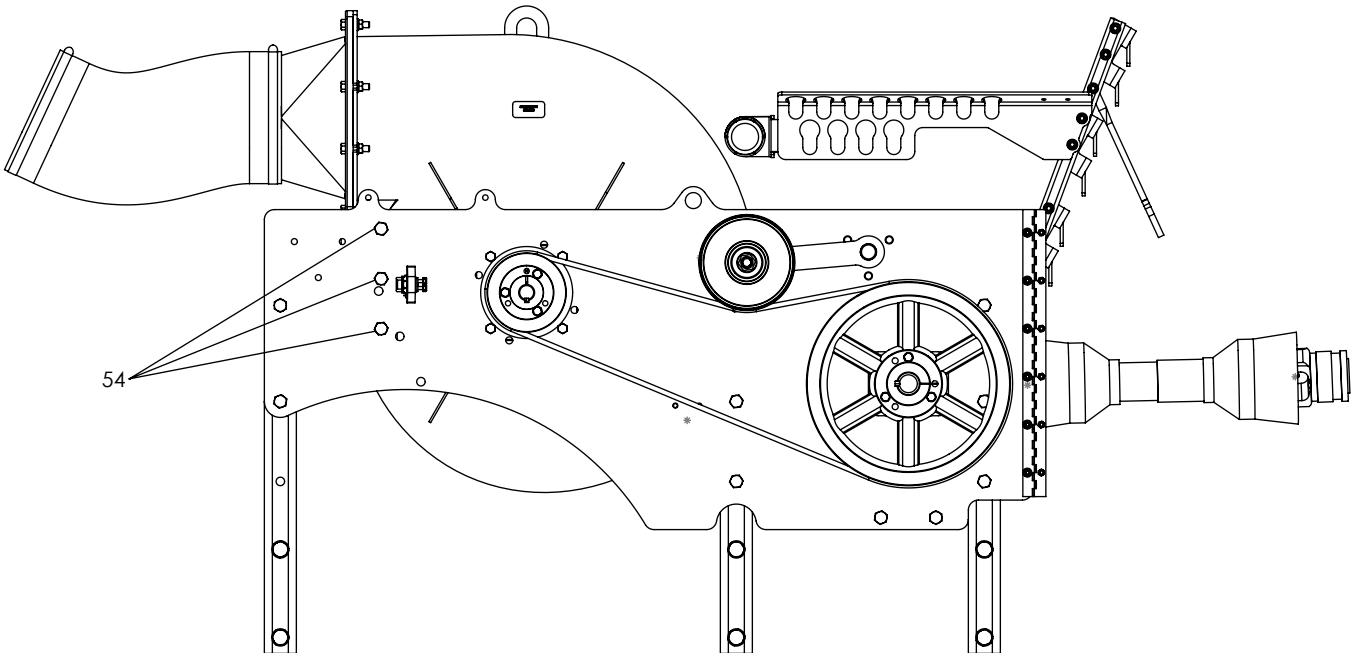
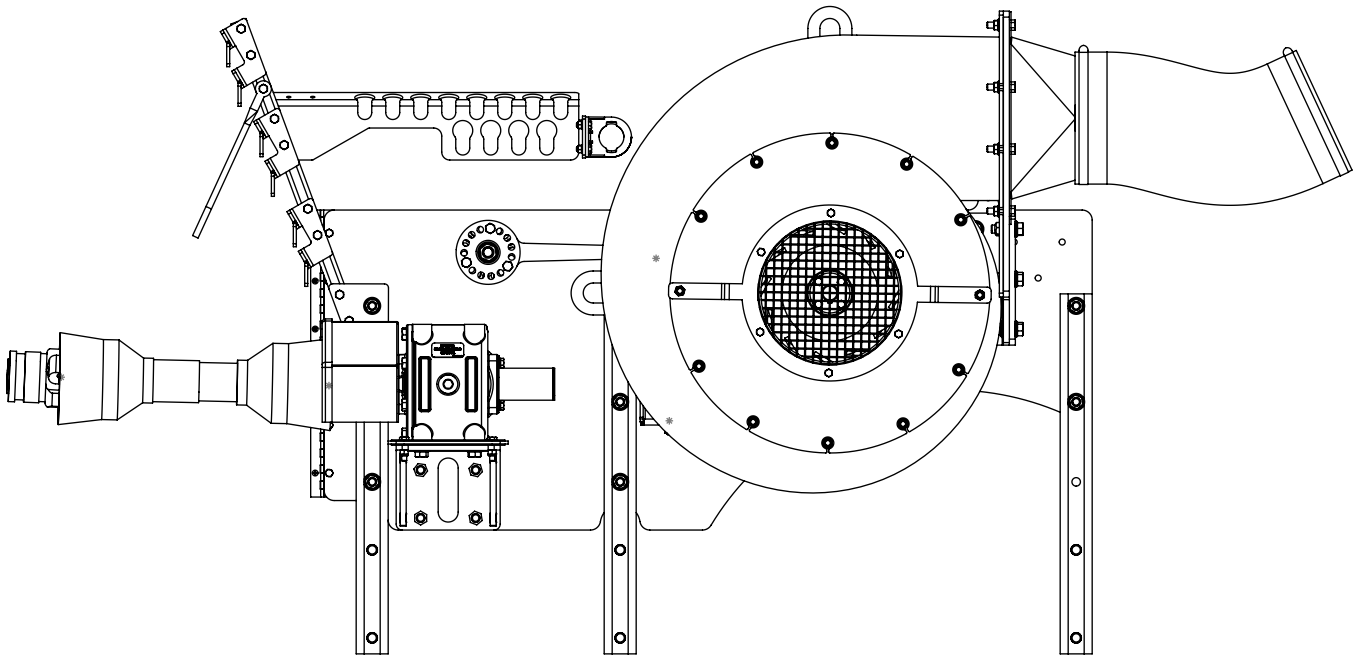
TURBINE RT176CW (ENTR. MÉCANIQUE)
BLOWER RT176CW (MECHANICAL DRIVE)

POSITION DE LA TURBINE POUR ALR2103AM.
BLOWER POSITION FOR ALR2103AM.



TURBINE RT176CW (ENTR. MÉCANIQUE)
BLOWER RT176CW (MECHANICAL DRIVE)

POSITION DE LA TURBINE POUR ALR2304AM.
BLOWER POSITION FOR ALR2304AM.



TURBINE RT176CW (ENTR. MÉCANIQUE) BLOWER RT176CW (MECHANICAL DRIVE)

LES LETTRES INSCRITES DANS LES PENTAGONES () INDIQUENT

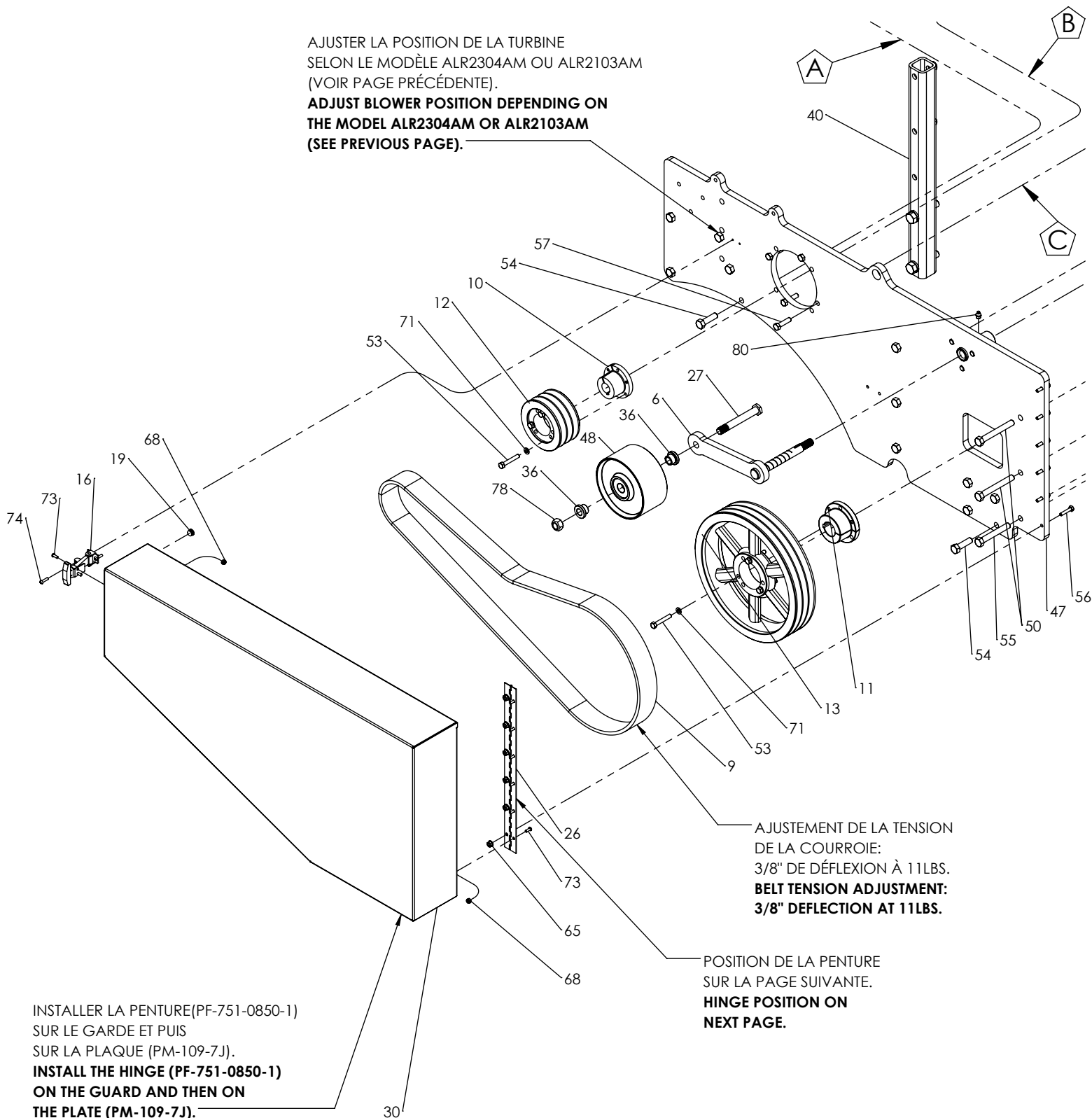
LES CONNEXIONS DE L'ASSEMBLAGE.

LETTERS WRITTEN IN THE PENTAGONS () INDICATE

CONNECTIONS OF THE ASSEMBLY.

AJUSTER LA POSITION DE LA TURBINE
SELON LE MODÈLE ALR2304AM OU ALR2103AM
(VOIR PAGE PRÉCÉDENTE).

**ADJUST BLOWER POSITION DEPENDING ON
THE MODEL ALR2304AM OR ALR2103AM
(SEE PREVIOUS PAGE).**

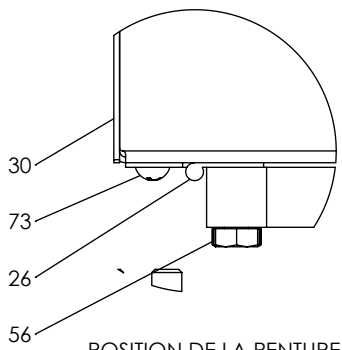
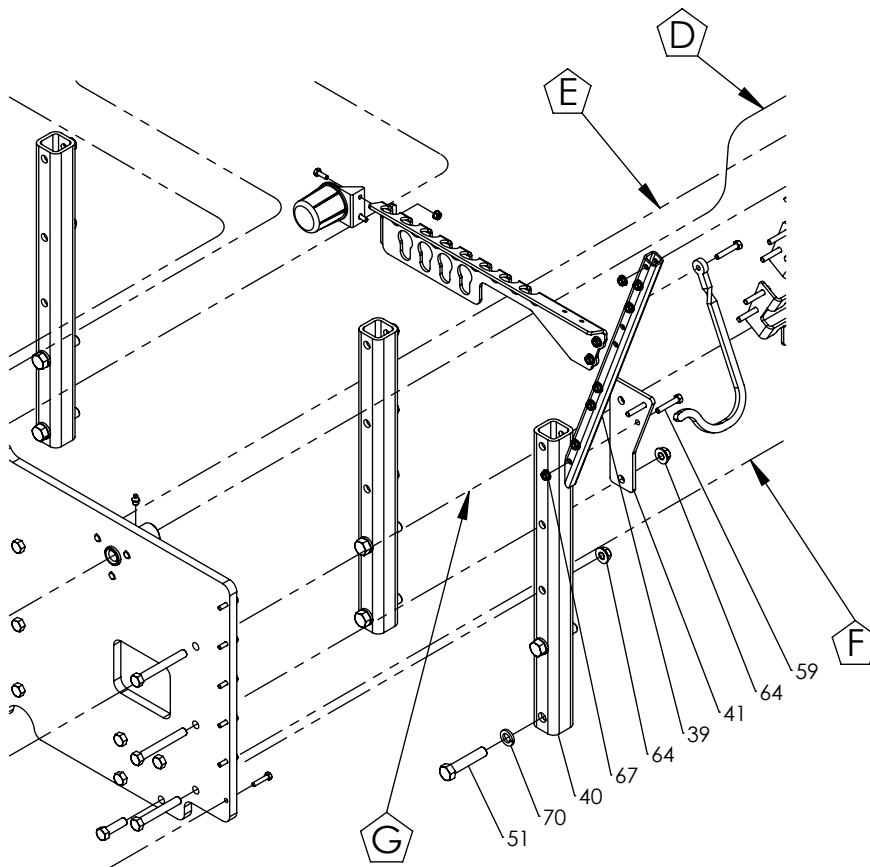


AJUSTEMENT DE LA TENSION
DE LA COURROIE:
3/8" DE DÉFLEXION À 11LBS.
**BELT TENSION ADJUSTMENT:
3/8" DEFLECTION AT 11LBS.**

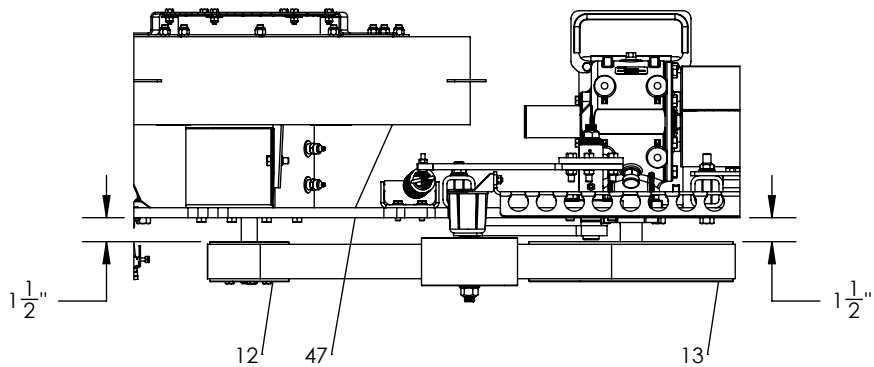
POSITION DE LA PENTURE
SUR LA PAGE SUIVANTE.
**HINGE POSITION ON
NEXT PAGE.**

INSTALLER LA PENTURE (PF-751-0850-1)
SUR LE GARDE ET PUIS
SUR LA PLAQUE (PM-109-7J).
**INSTALL THE HINGE (PF-751-0850-1)
ON THE GUARD AND THEN ON
THE PLATE (PM-109-7J).**

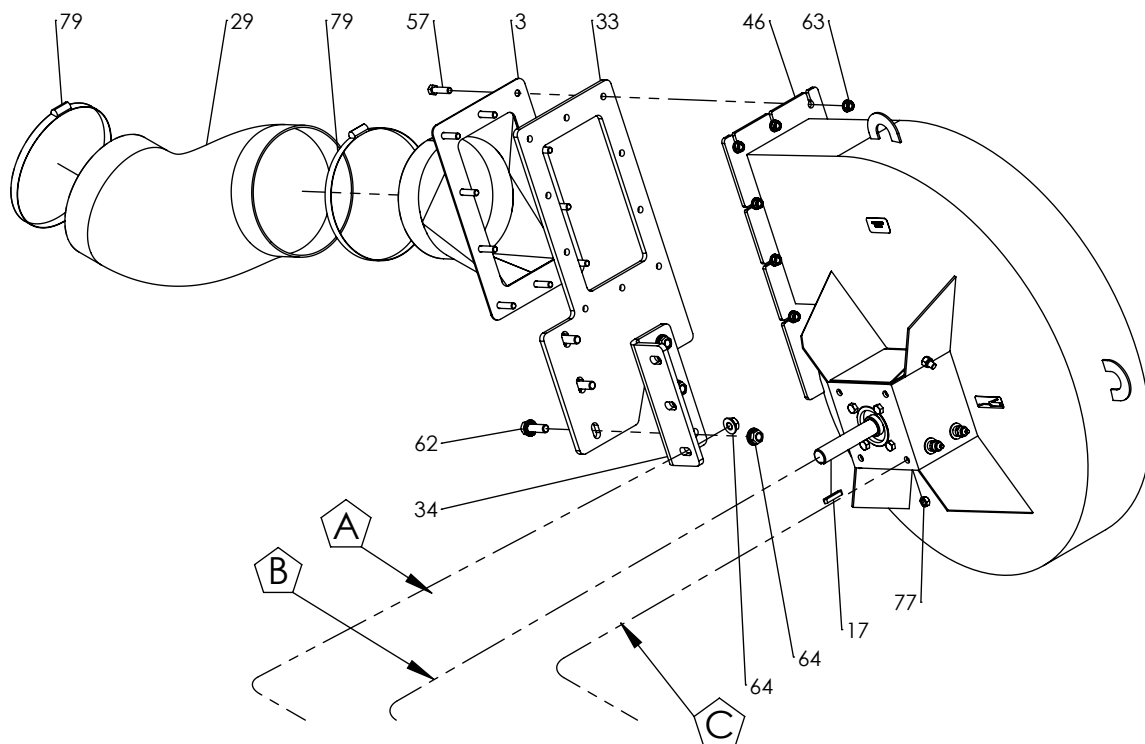
TURBINE RT176CW (ENTR. MÉCANIQUE)
 BLOWER RT176CW (MECHANICAL DRIVE)



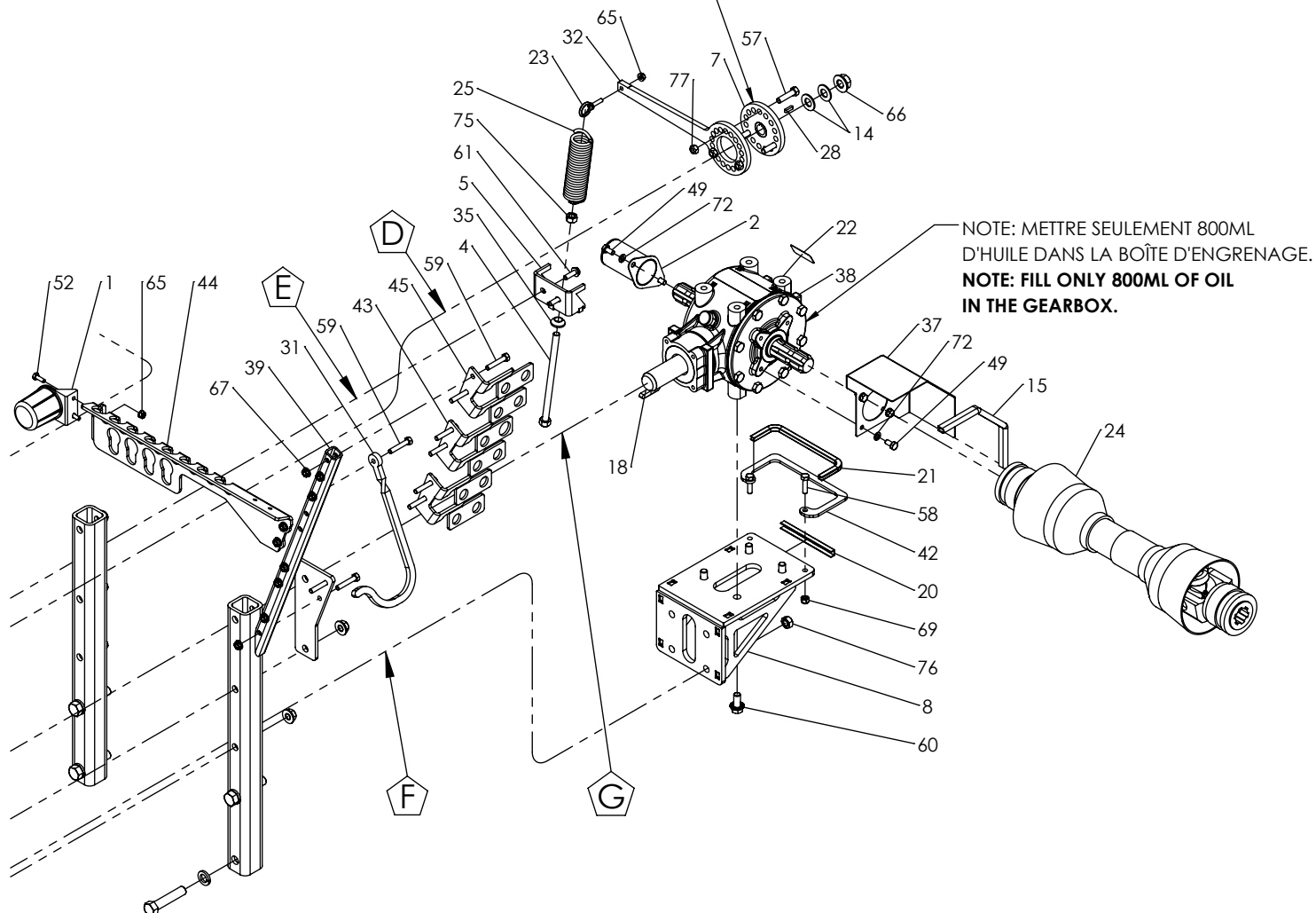
POSITION DE LA PENTURE
HINGE POSITION
 ÉCHELLE 1:2



TURBINE RT176CW (ENTR. MÉCANIQUE)
 BLOWER RT176CW (MECHANICAL DRIVE)

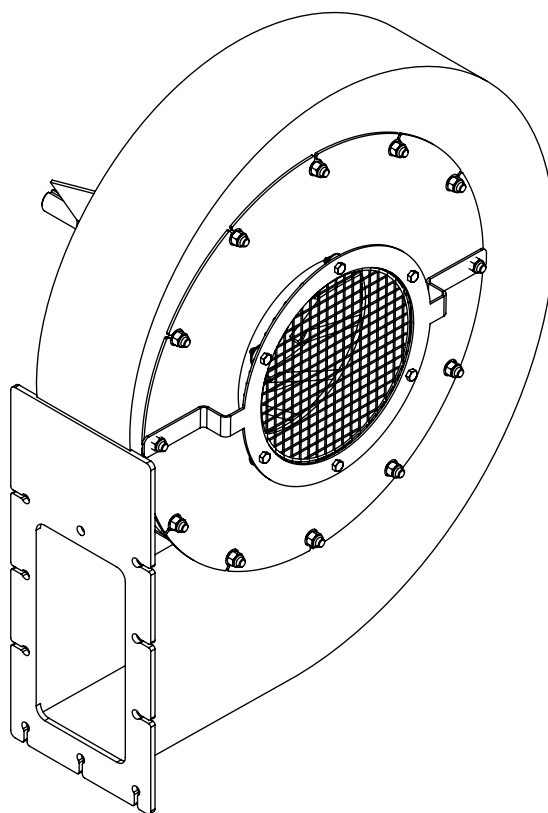


ENLEVER LES VIS DE PRESSION.
 REMOVE SETS SCREWS.

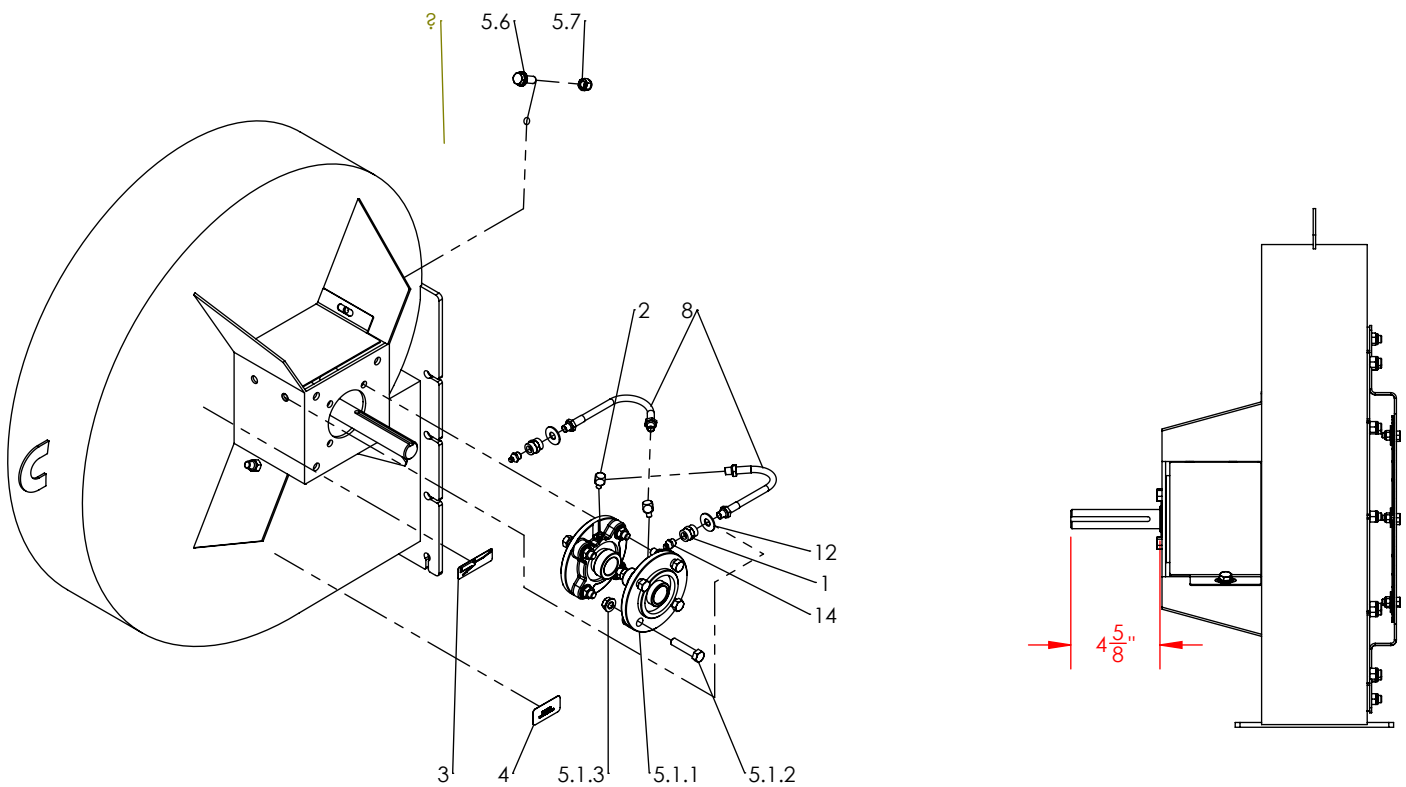
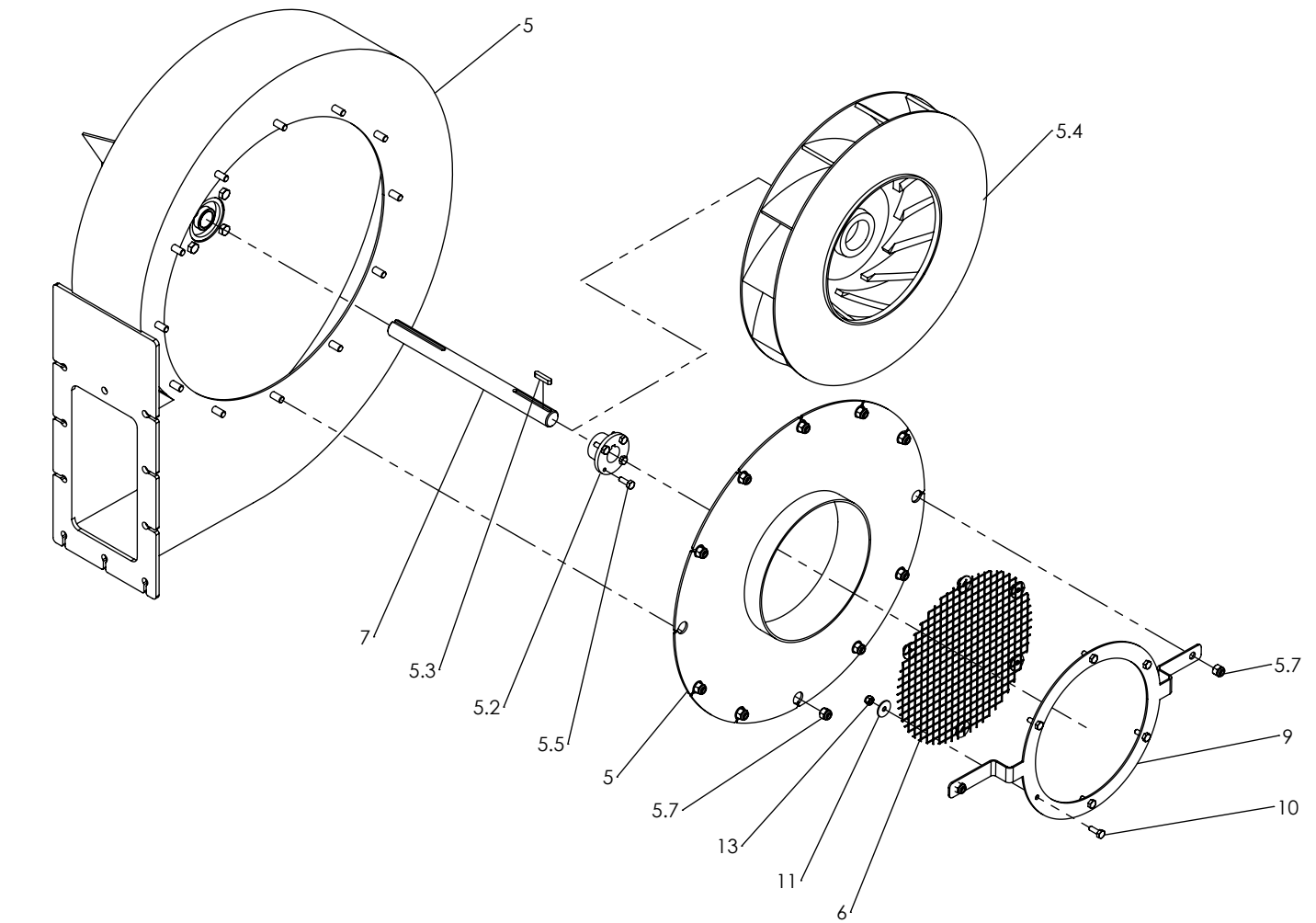


**TURBINE RT176CW (ENTR. MÉCANIQUE)
BLOWER RT176CW (MECHANICAL DRIVE)**

# ITEM	# PIÈCE / # PART	DESCRIPTION	DESCRIPTION	QT
1	HYA-24SJ-02	ADAPTATEUR DROIT 1/8 FNPT - 1/8 FNPT	STRAIGHT FEMALE ADAPTER 1/8 FNPT - 1/8 FNPT	2
2	PA-000048	ADAPTATEUR COUDE GRAISSEUR MÂLE 1/4-28UNC X 1/8-27 FNPT	MALE 90° ELBOW GREASE ADAPTER 1/4-28UNC X 1/8-27 FNPT	2
3	PADS-GRAISSAGE	AUTOCOLLANT IDENTIFICATION GRAISSEUR	GREASE FITTING IDENTIFICATION STICKER	1
4	PADS-IDEN.06	AUTOCOLLANT IDENTIFICATION MAX ROTATION 5000 RPM	IDENTIFICATION STICKER ROTATION MAX 5000RPM	1
5	PF-0-46-112532	TURBINE RT176CW	BLOWER RT176CW	1
5.1	KIT-AU0002	ENSEMBLE DE ROULEMENT DE TURBINE HE//BC//RT	BEARING KIT HE//BC//RT BLOWER	1
5.1.1	MEBE-UFLFC205-16	ROULEMENT À PALIER - UFLFC205-100D1W3	FLANGE BEARING - UFLFC205-100D1W3	2
5.1.2	QB-BNC38134	BOULON HEX 3/8-16UNC X 1 3/4 PLAQUÉ GR5	HEX BOLT 3/8-16UNC X 1 3/4 PLATED GR5	8
5.1.3	QB-FSELNNC38	ÉCROU HEX À EMBASE DENTELÉE 3/8-16UNC PLAQUÉ	SERRRATED FLANGE HEX LOCK NUT 3/8-16UNC PLATED	8
5.2	MEHU-H1	BAGUE FENDUE - MOYEU 1PO	SPLIT TAPER BUSHING - HUB 1IN	1
5.3	PA-CLE14-114	CLÉ 1/4 X 1/4 X 1 1/4 PO (BOUTS ROND)	PARALLEL KEY 1/4 X 1/4 X 1 1/4 IN (ROUND ENDS)	1
5.4	PADS-0-46-104896	ROTOR DE TURBINE RT176CW	BLOWER ROTOR RT176CW	1
5.5	QB-BNC1434	BOULON HEX 1/4-20UNC X 3/4 PLAQUÉ GR5	HEX BOLT 1/4-20UNC X 3/4 PLATED GR5	4
5.6	QB-FSEBNC381	BOULON HEX À EMBASE DENTELÉE 3/8-16UNC X 1 PLAQUÉ GR5	SERRATED FLANGE HEX BOLT 3/8-16UNC X 1 PLATED GR5	2
5.7	QB-LNNC38	ÉCROU HEX FREIN NYLON 3/8-16UNC PLAQUÉ	HEX NYLON LOCK NUT 3/8-16UNC PLATED	14
6	PF-PLG-1212-2	GRILLAGE DE REMPLACEMENT TURBINE RT176CW	BLOWER METAL WIRE MESH REPLACEMENT RT176CW	1
7	PF-SH100-12	ARBRE DE TURBINE RT176CW	BLOWER SHAFT RT176CW	1
8	PFS-H18-1	BOYAU POUR GRAISSEUR (7 1/2PO TOTAL)	HOSE FOR GREASE FITTING (7 1/2IN TOTAL)	2
9	PFS-SSPL12G-89	SUPPORT GRILLAGE RT176CW	METAL WIRE MESH BRACKET RT176CW	1
10	QB-BSS1434	BOULON HEX 1/4-20UNC X 3/4 INOX	HEX BOLT 1/4-20UNC X 3/4 STAINLESS	6
11	QB-FFWSS14	RONDELLE PLATE LARGE 1/4 X 1 INOX	FENDER FLAT WASHER 1/4 X 1 STAINLESS	6
12	QB-FWSS38	RONDELLE PLATE 3/8 INOX	FLAT WASHER 3/8 STAINLESS	2
13	QB-LNSS14	ÉCROU HEX FREIN NYLON 1/4-20UNC INOX	HEX NYLON LOCK NUT 1/4-20UNC STAINLESS	6
14	QGF-011	GRAISSEUR 1/8-27 NPT - DROIT	GREASE FITTING 1/8-27 NPT - STRAIGHT	2
15	PFS-SSPL16G-102	PROTECTEUR DE ROULEMENT	BEARING GUARD	2

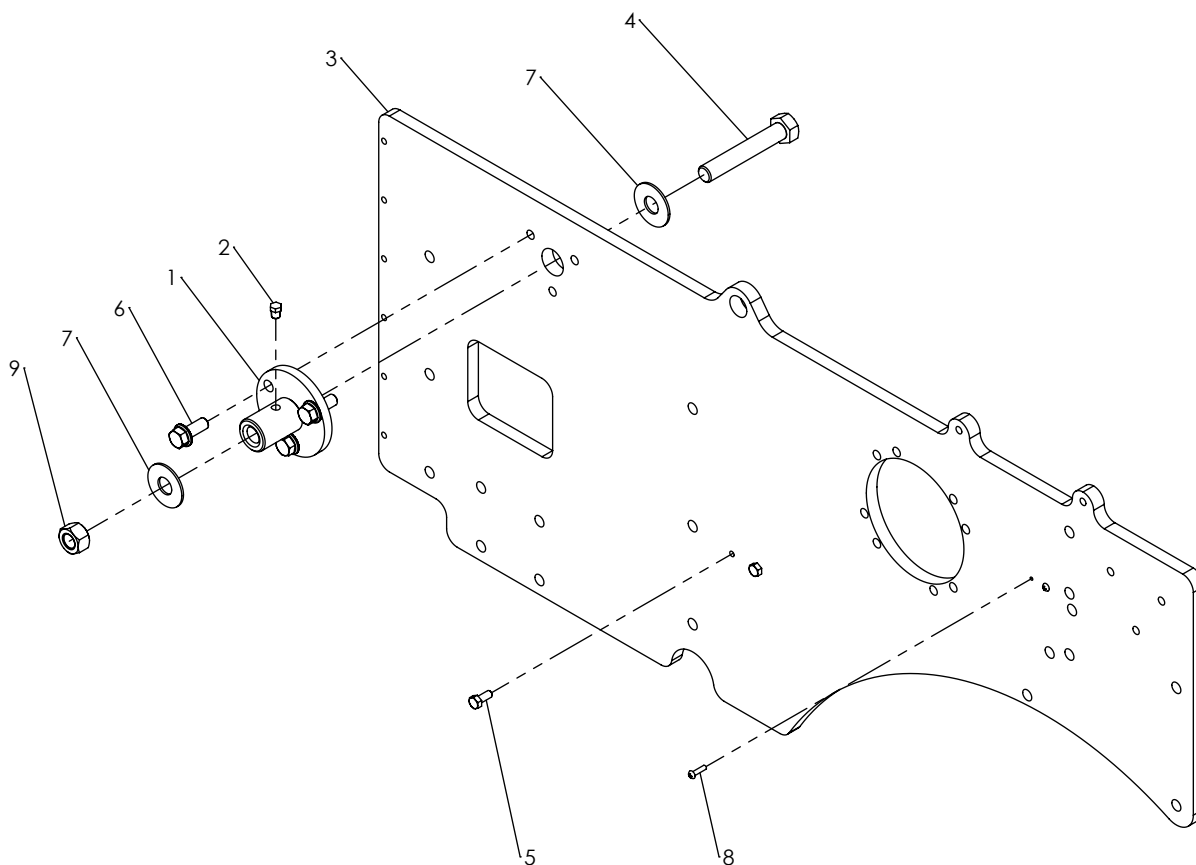


TURBINE RT176CW (ENTR. MÉCANIQUE)
 BLOWER RT176CW (MECHANICAL DRIVE)



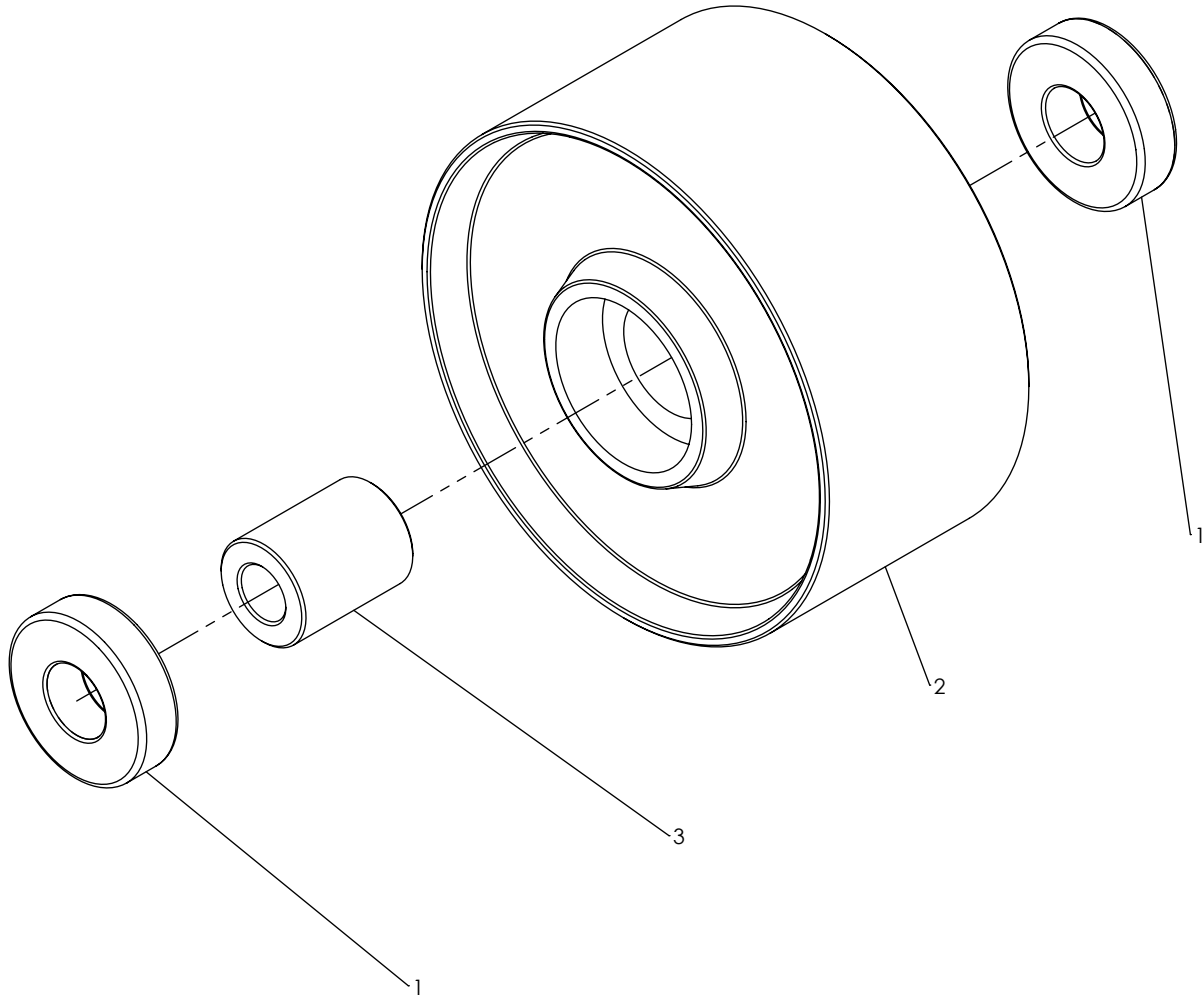
**SUPPORT DE TURBINE RT176CW (ENTR. MÉCANIQUE)
BLOWER SUPPORT RT176CW (MECHANICAL DRIVE)**

# ITEM	# PIÈCE / # PART	DESCRIPTION	DESCRIPTION	QT
1	FAB-160-29	PIVOT TENDEUR	TENSIONER PIVOT	1
2	HYA-24ST-02	BOUCHON 1/8 MNPT (TÊTE HEXAGONALE)	PLUG 1/8 MNPT (HEX HEAD)	1
3	PFS-PL58-1628-1	SUPPORT DE TURBINE RT176CW (ENTR. MÉCANIQUE)	BLOWER SUPPORT RT176CW (MECHANICAL DRIVE)	1
4	QB-BNC34412	BOULON HEX 3/4-10UNC X 4 1/2 PLAQUÉ GR5	HEX BOLT 3/4-10UNC X 4 1/2 PLATED GR5	1
5	QB-BNC51634	BOULON HEX 5/16-18UNC X 3/4 PLAQUÉ GR5	HEX BOLT 5/16-18UNC X 3/4 PLATED GR5	2
6	QB-FSEBNC12114	BOULON HEX À EMBASE DENTELÉE 1/2-13UNC X 1 1/4 PLAQUÉ GR5	SERRATED FLANGE HEX BOLT 1/2-13UNC X 1 1/4 PLATED GR5	3
7	QB-FWNC34	RONDELLE PLATE 3/4 PLAQUÉ	FLAT WASHER 3/4 PLATED	2
8	QB-MS10-24X34	VIS À MACHINE (TÊTE RONDE PHILLIPS) #10-24 X 3/4 PLAQUÉ	MACHINE SCREW (ROUND HEAD PHILLIPS) #10-24 X 3/4 PLATED	2
9	QB-NNC34	ÉCROU HEX 3/4-10UNC PLAQUÉ	HEX NUT 3/4-10UNC PLATED	1



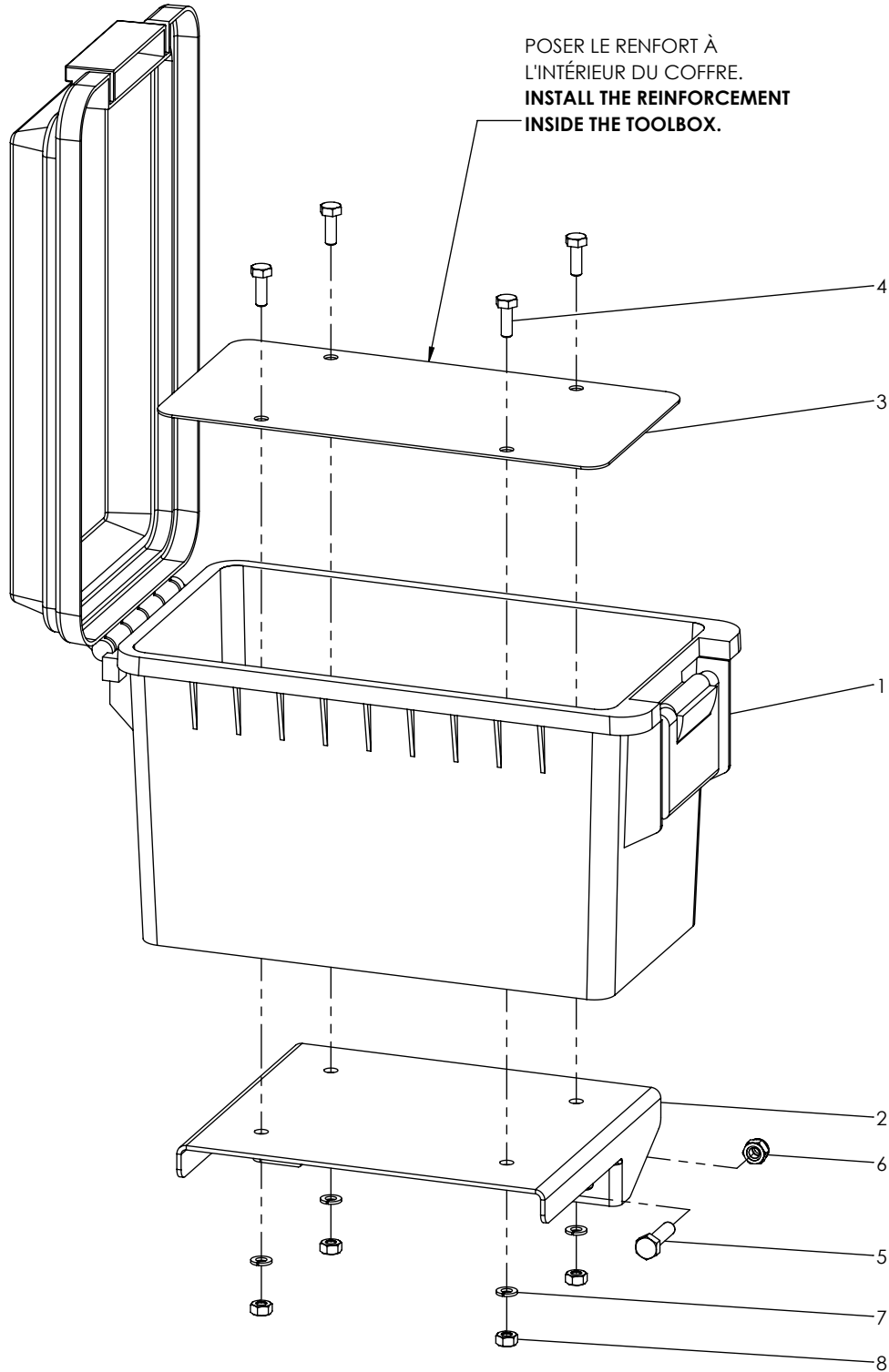
**POULIE IDLER COURROIE TRIPLE
IDLER PULLEY TRIPLE BELT**

# ITEM	# PIÈCE / # PART	DESCRIPTION	DESCRIPTION	QT
1	MEBE-1640-2RS	ROULEMENT À BILLES	BEARING	2
2	PF-ALSH600-1624-1	POULIE IDLER COURROIE TRIPLE	IDLER PULLEY TRIPLE BELT	1
3	PF-SH114-1190-14	BAGUE ENTRE ROULEMENTS À BILLES	BUSHING BETWEEN BEARING	1



COFFRE À OUTILS AVEC SUPPORT TOOLBOX WITH BRACKET

# ITEM	# PIÈCE / # PART	DESCRIPTION	DESCRIPTION	QT
1	PA-000124	COFFRE À OUTIL PLASTIQUE	PLASTIC TOOLBOX	1
2	PFS-SSPL12G-1628-2	SUPPORT DE COFFRE À OUTILS	TOOLBOX BRACKET	1
3	PFS-SSPL16G-1190-7A	RENFORT INTÉRIEUR DE COFFRE À OUTILS	INSIDE REINFORCEMENT OF TOOLBOX	1
4	QB-BSS1434	BOULON HEX 1/4-20UNC X 3/4 INOX	HEX BOLT 1/4-20UNC X 3/4 STAINLESS	4
5	QB-BSS516114	BOULON HEX 5/16-18UNC X 1 1/4 INOX	HEX BOLT 5/16-18UNC X 1 1/4 STAINLESS	2
6	QB-LNSS516	ÉCROU HEX FREIN NYLON 5/16-18UNC INOX	HEX NYLON LOCK NUT 5/16-18UNC STAINLESS	2
7	QB-LWSS14	RONDELLE FREIN 1/4 INOX	LOCK WASHER 1/4 STAINLESS	4
8	QB-NSS14	ÉCROU HEX 1/4-20UNC INOX	HEX NUT 1/4-20UNC STAINLESS	4

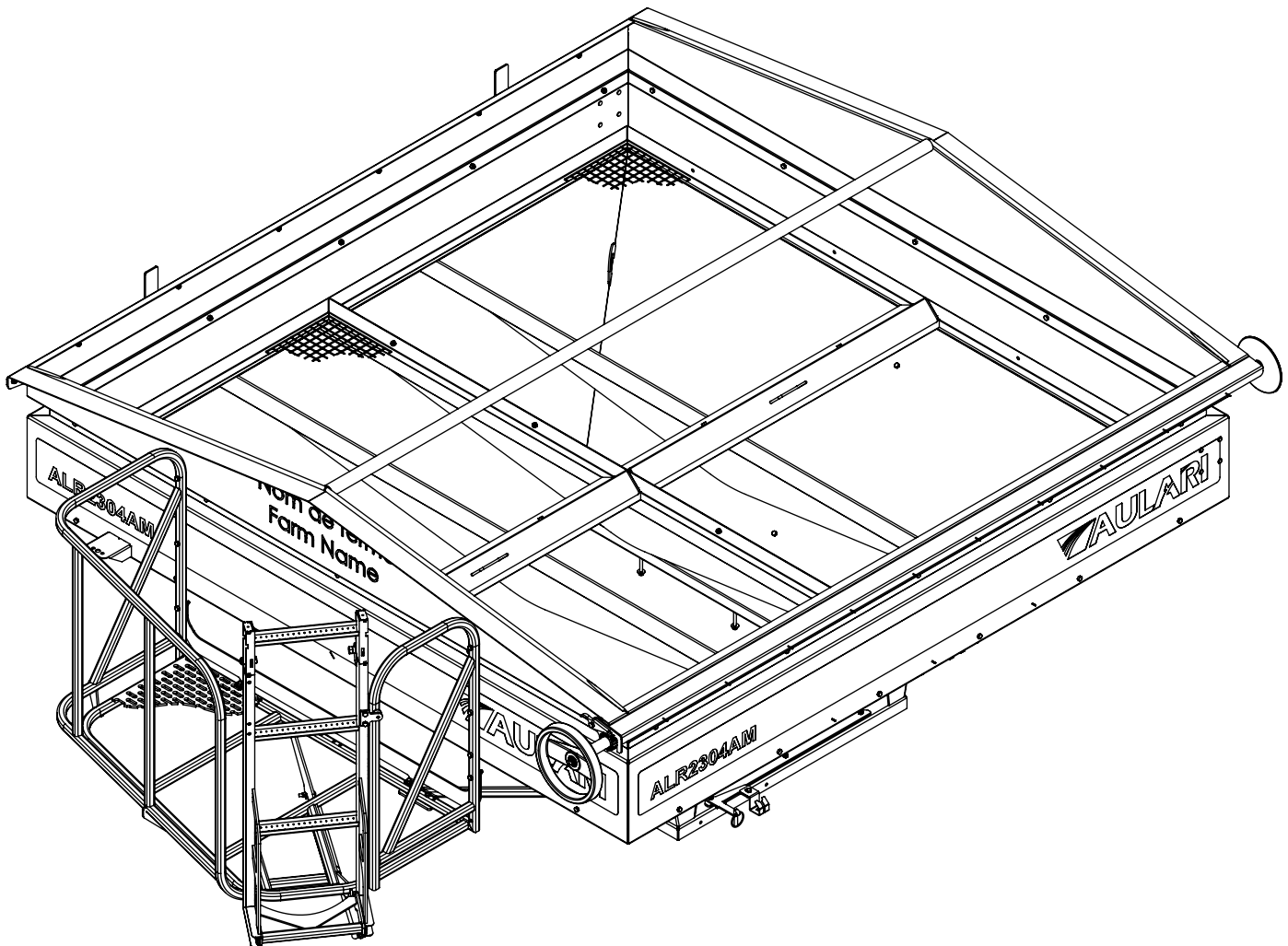


SECTION 4:

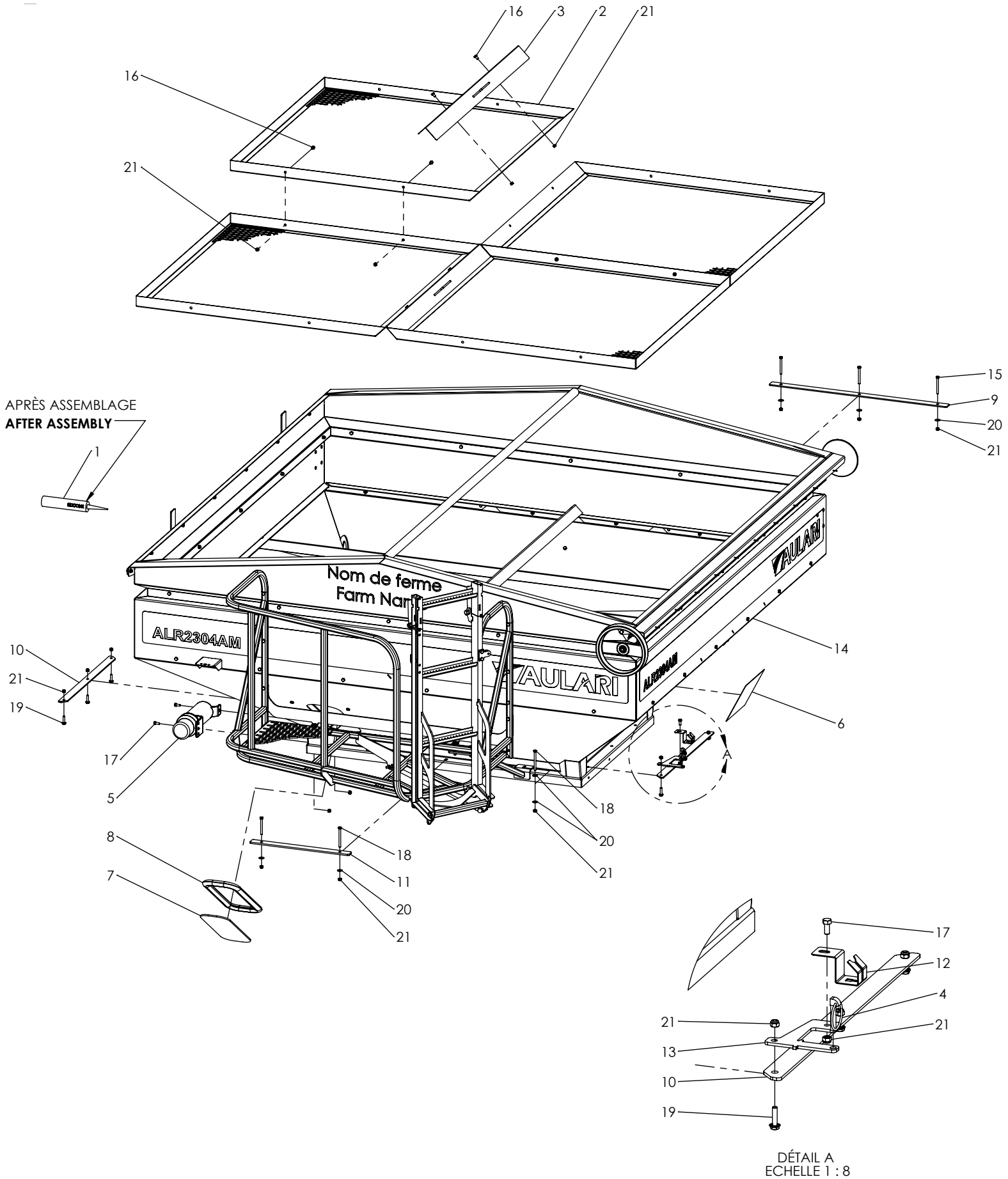
TRÉMIE
HOPPER

**TRÉMIE (INOX) 5200 LITRES / 5TM
HOPPER (STAINLESS) 5200 LITERS / 5MT**

# ITEM	# PIÈCE / # PART	DESCRIPTION	DESCRIPTION	QT
1	F-000086	SILICONE CLAIR 300 ML RTV	SILICONE CLEAR 300 ML RTV	1
2	FAB-137-1A.1	GRILLAGE POUR TRÉMIE	HOPPER WIRE MESH	4
3	FAB-137-1A.2	POIGNÉE DE GRILLAGE POUR TRÉMIE	HOPPER WIRE MESH HANDLE	2
4	PA-000017	CLAVETTE DE SECURITÉ 3/8 X 1 3/4 RONDE	SAFETY KEY 3/8 X 1 3/4 ROUND	1
5	PA-000094	BOÎTIER DU MANUEL D'OPÉRATEUR	OPERATOR'S MANUAL CASE	1
6	PADS-IDEN.52	AUTOCOLLANT AVERTISSEMENT GÉNÉRAL	GENERAL WARNING STICKER	1
7	PADS-VITRE2008	VITRE LAMINÉE	LAMINATED GLASS	1
8	PF-620-0140-42	PROFILÉ DE CAOUTCHOUC AUTO-BLOQUEUR	GLASS RUBBER LOCK	1
9	PFS-SSPL14-3	RENFORT BASE DE TRÉMIE	HOPPER BASE REINFORCEMENT	1
10	PFS-SSPL14-4	RENFORT BASE DE TRÉMIE	HOPPER BASE REINFORCEMENT	2
11	PFS-SSPL14-11	RENFORT BASE DE TRÉMIE	HOPPER BASE REINFORCEMENT	1
12	PFS-SSPL16G-GRAT-1	SUPPORT DE GRATTOIR	SCRAPER HOLDER	1
13	PFS-SSPL316-1512-5	SUPPORT À ROUE DENTÉE	GEAR HOLDER	1
14	PM-121-2E	TRÉMIE (INOX) 5200 LITRES / 5TM	HOPPER (STAINLESS) 5200 LITERS / 5MT	1
15	QB-BSS5163	BOULON HEX 5/16-18UNC X 3 INOX	HEX BOLT 5/16-18UNC X 3 STAINLESS	4
16	QB-BSS51612	BOULON HEX 5/16-18UNC X 1/2 INOX	HEX BOLT 5/16-18UNC X 1/2 STAINLESS	8
17	QB-BSS51634	BOULON HEX 5/16-18UNC X 3/4 INOX	HEX BOLT 5/16-18UNC X 3/4 STAINLESS	3
18	QB-BSS516312	BOULON HEX 5/16-18UNC X 3 1/2 INOX	HEX BOLT 5/16-18UNC X 3 1/2 STAINLESS	2
19	QB-FSEBSS516114	BOULON HEX À EMBASE DENTELÉE 5/16-18UNC X 1 1/4 INOX	SERRATED FLANGE HEX BOLT 5/16-18UNC X 1 1/4 STAINLESS	6
20	QB-FWSS516	RONDELLE PLATE 5/16 INOX	FLAT WASHER 5/16 STAINLESS	7
21	QB-LNSS516	ÉCROU HEX FREIN NYLON 5/16-18UNC INOX	HEX NYLON LOCK NUT 5/16-18UNC STAINLESS	23



TRÉMIE (INOX) 5200 LITRES / 5TM
 HOPPER (STAINLESS) 5200 LITERS / 5MT

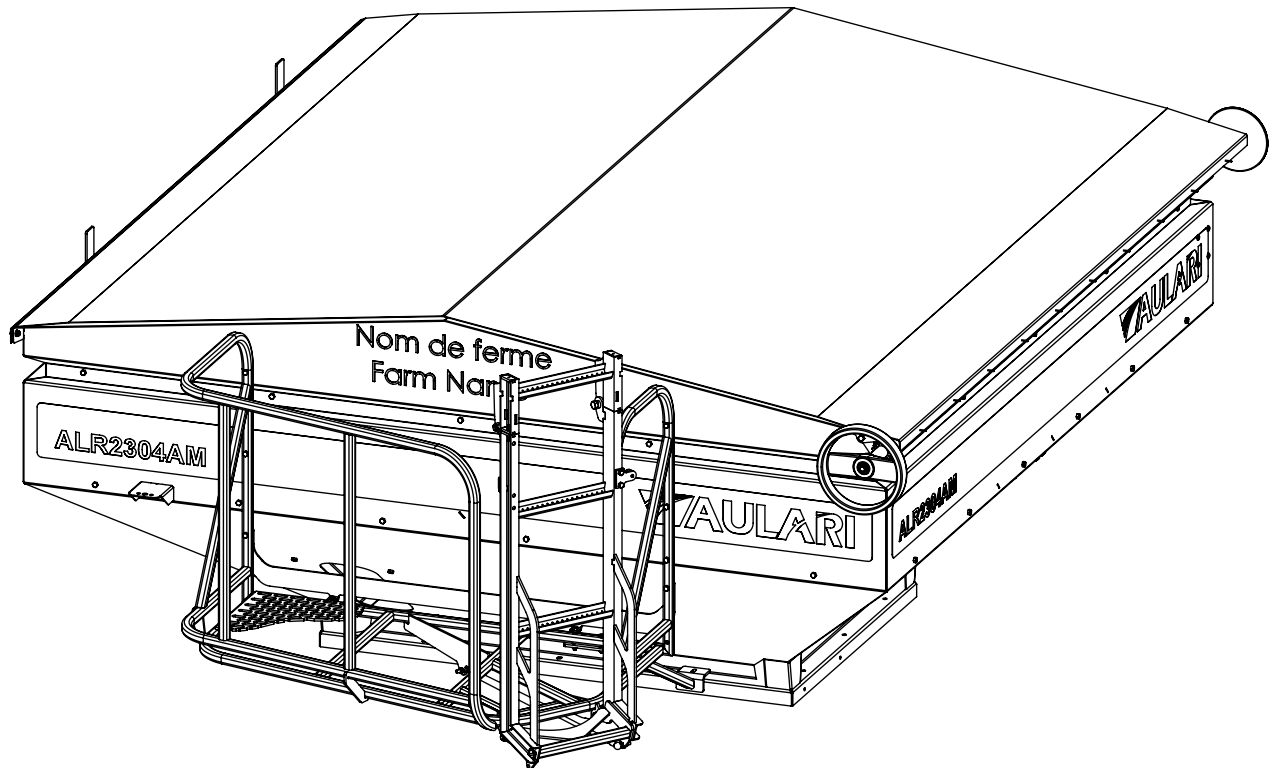


**TRÉMIE (INOX) 5200 LITRES / 5TM
HOPPER (STAINLESS) 5200 LITERS / 5MT**

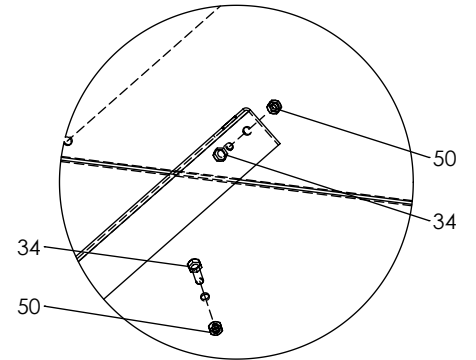
# ITEM	# PIÈCE / # PART	DESCRIPTION	DESCRIPTION	QT
1	EL-83-8101	COLLET CAOUTCHOUC 3/8PO	RUBBER CLAMP 3/8IN	4
2	EL-83-8102	COLLET CAOUTCHOUC 1/2PO	RUBBER CLAMP 1/2IN.	3
3	F-000086	SILICONE CLAIR 300 ML RTV	SILICONE CLEAR 300 ML RTV	1
4	FAB-121-2.3A	TUBE D'ENROULAGE DE TOILE	TARP WINDING TUBE	1
5	FAB-121-2.5A-1	BARRURE DE TOILE AULARI	TARP LOCK AULARI	1
6	FAB-121-2.5B	REHAUSSE (INOX) DE TRÉMIE ALR2304AM	HOPPER EXTENSION (STAINLESS) ALR2304AM	1
7	FAB-121-2B.1	TRÉMIE (INOX) - VIS DE TRANSFERT	HOPPER (STAINLESS) - TRANSFER AUGER	1
8	FAB-157-2.3	PASSERELLE	FOOTBRIDGE	1
9	FAB-157-2.4A	ÉCHELLE SECTION HAUT	UPPER LADDER SECTION	1
10	FAB-157-2.4C	ÉCHELLE SECTION BAS	BOTTOM LADDER SECTION	1
11	FAB-157-2.5	RENFORT PASSERELLE	FOOTBRIDGE REINFORCEMENT	1
12	FAB-EL06.3E	CÂBLE DE LUMIÈRES (ALR2304AM) - SANS CLIGNOTANT	WIRE WORK LIGHTS (ALR2304AM) - WITHOUT FLASHER	1
13	FAB-EL06.5	LUMIÈRE DE TRAVAIL DEL	LED WORK LIGHT	2
14	KIT-AU0003	ENSEMBLE EMBOUT ET BOULON À ROTULE 13MM	13MM BALL SOCKET AND STUD KIT	2
14.1	PA-000171	EMBOUT À ROTULE 13MM	BALL SOCKET 13MM	1
14.2	PA-000172	BOULON À ROTULE 13MM	BALL STUD 13MM	1
14.3	PA-000173	CLIP DE SÉCURITE 13MM	SAFETY CLIP 13MM	1
15	PA-CLE316-114	CLÉ 3/16 X 3/16 X 1 1/4 PO (BOUTS ROND)	PARALLEL KEY 3/16 X 3/16 X 1 1/4 IN (ROUND ENDS)	1
16	PADS-315-571	BOUCHON DE CAOUTCHOUC 3/8"	RUBBER PLUG 3/8"	8
17	PADS-624-6003	BUTOIR DE PORTE	DOOR STOP	1
18	PADS-777-8248	RESSORT À GAZ - TYPE LIBRE (200 LBS)	SHOCK ABSORBER - FREE TYPE (200 LBS)	1
19	PADS-782-11-002	TRIANGLE DE SÉCURITÉ	SLOW MOVING VEHICULE SIGN	1
20	PADS-IDEN.16	COLLANT ALR2304AM-AULARI (93PO)	STICKER ALR2304AM-AULARI (93IN)	4
21	PADS-NOMDEFERME-P-G	AUTOCOLLANT NOM DE FERME RÉFLÉCHISSANT BLANC	WHITE REFLECTIVE FARM NAME STICKER	1
22	PADS-TOILE103X113(N)	TOILE 103 X 113 PO (NOIRE)	TARP 103IN X 113 IN (BLACK)	1
23	PF-22606-1	VOLANT PLASTIQUE DEUX BRANCHES	TARP WHEEL	1
24	PF-PL316-14	COUP-DE-PIED POUR PASSERELLE	FOOTBRIDGE KICK STOPPER	1
25	PF-SSPL12G-80	COUVERCLE VIS DE TRANSFERT	TRANSFER AUGER COVER	1
26	PF-SSPL316-1190-2	GUIDE BOUT TUBE	TARP GUIDE PLATE	1
27	PF-SSROD34-1392-1	PIVOT DE CHARNIÈRE	HINGE PIVOT	4
28	PF-SSSH118-1190-2	APPUIE VOLANT	WASHER STOPPER	1
29	PFS-SSPL12G-15A	SUPPORT DE GRILLAGE AVEC ENTAILLES	WIRE MESH SUPPORT WITH NOTCHES	4
30	PFS-SSPL12G-76	PROTÈGE VITRE	GLASS PROTECTOR	1
31	PFS-SSPL14-1521-1	ATTACHE BUTOIR	BUMPER HOLDER	1
32	PFS-SSPL316-1190-4	LOQUET BARRURE DE TOILE	TARP LOCK LATCH	1
33	PFS-SSPL316-1190-7	STOPPEUR DE TOILE	TARP STOPPER	1
34	QB-BSS5161	BOULON HEX 5/16-18UNC X 1 INOX	HEX BOLT 5/16-18UNC X 1 STAINLESS	9
35	QB-BSS5162	BOULON HEX 5/16-18UNC X 2 INOX	HEX BOLT 5/16-18UNC X 2 STAINLESS	1
36	QB-BSS5163-FT	BOULON HEX 5/16-18UNC X 3 INOX (FILET COMPLET)	HEX BOLT 5/16-18UNC X 3 STAINLESS (FULL THREAD)	1
37	QB-BSS12112	BOULON HEX 1/2-13UNC X 1 1/2 INOX	HEX BOLT 1/2-13UNC X 1 1/2 STAINLESS	4
38	QB-BSS38112	BOULON HEX 3/8-16UNC X 1 1/2 INOX	HEX BOLT 3/8-16UNC X 1 1/2 STAINLESS	1
39	QB-BSS51634	BOULON HEX 5/16-18UNC X 3/4 INOX	HEX BOLT 5/16-18UNC X 3/4 STAINLESS	70
40	QB-BSS516134	BOULON HEX 5/16-18UNC X 1 3/4 INOX	HEX BOLT 5/16-18UNC X 1 3/4 STAINLESS	8
41	QB-BSS516214	BOULON HEX 5/16-18UNC X 2 1/4 INOX	HEX BOLT 5/16-18UNC X 2 1/4 STAINLESS	1
42	QB-FSEBSS51634	BOULON HEX. À EMBASE DENTELÉE 5/16-18UNC X 3/4 INOX	SERRATED FLANGE HEX BOLT 5/16-18UNC X 3/4 STAINLESS	2
43	QB-FSELNSS516	ÉCROU HEX À EMBASE DENTELÉE 5/16-18UNC INOX	SERRATED FLANGE HEX LOCK NUT 5/16-18UNC STAINLESS	18
44	QB-LNSS8-32	ÉCROU HEX FREIN NYLON #8-32 INOX	HEX NYLON LOCK NUT #8-32 STAINLESS	3

TRÉMIE (INOX) 5200 LITRES / 5TM
HOPPER (STAINLESS) 5200 LITERS / 5MT

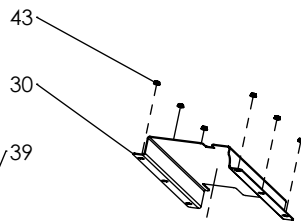
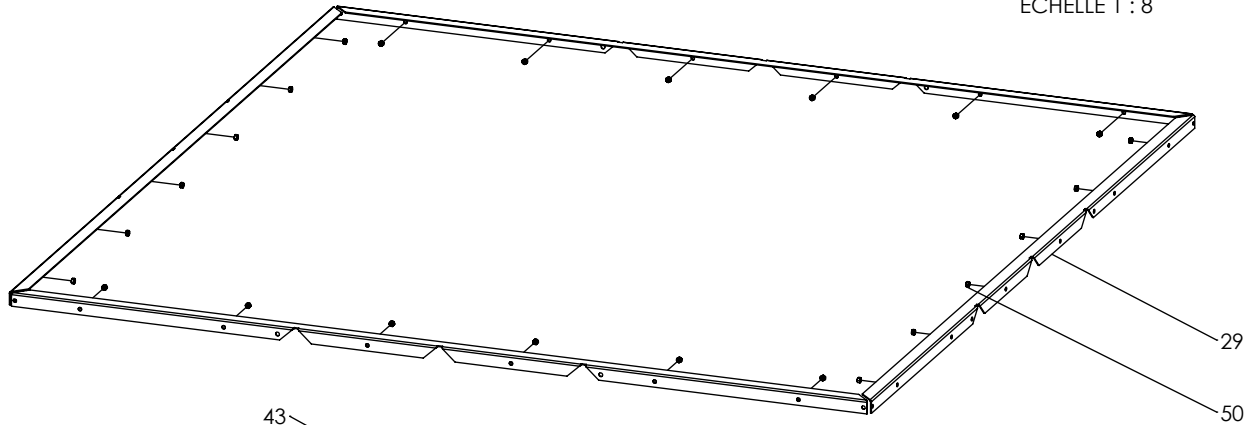
# ITEM	# PIÈCE / # PART	DESCRIPTION	DESCRIPTION	QT
45	QB-LN5512	ÉCROU HEX FREIN NYLON 1/2-13UNC INOX	HEX NYLON LOCK NUT 1/2-13UNC STAINLESS	4
46	QB-LN5538	ÉCROU HEX FREIN NYLON 3/8-16UNC INOX	HEX NYLON LOCK NUT 3/8-16UNC STAINLESS	1
47	QB-LN5516	ÉCROU HEX FREIN NYLON 5/16-18UNC INOX	HEX NYLON LOCK NUT 5/16-18UNC STAINLESS	5
48	QB-MS8-32X1SS	VIS À MACHINE (TÊTE RONDE PHILLIPS) #8-32 X 1 INOX	MACHINE SCREW (ROUND HEAD PHILLIPS) #8-32 X 1 STAINLESS	3
49	QB-NJN5538	ÉCROU HEX MINCE 3/8-16UNC INOX	HEX JAM NUT 3/8-16UNC STAINLESS	1
50	QB-N5516	ÉCROU HEX 5/16-18UNC INOX	HEX NUT 5/16-18UNC STAINLESS	77
51	QR-31612	RIVET POP ACIER 3/16 X 1/2 PO	BLIND RIVET STEEL 3/16 X 1/2 IN	10



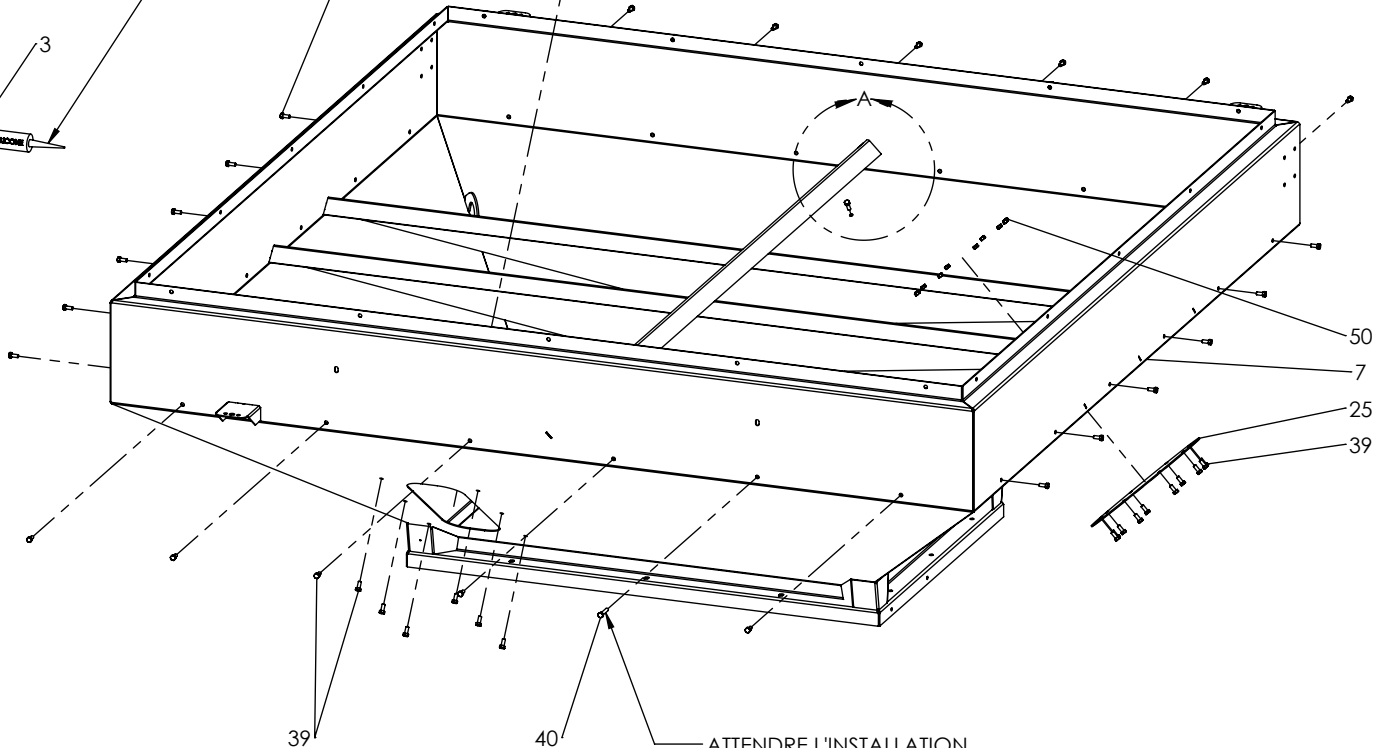
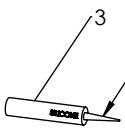
TRÉMIE (INOX) 5200 LITRES / 5TM
 HOPPER (STAINLESS) 5200 LITERS / 5MT



DÉTAIL A
 ÉCHELLE 1 : 8

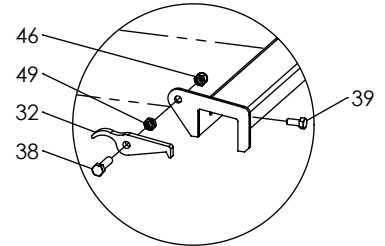


APRÈS ASSEMBLAGE
 AFTER ASSEMBLY

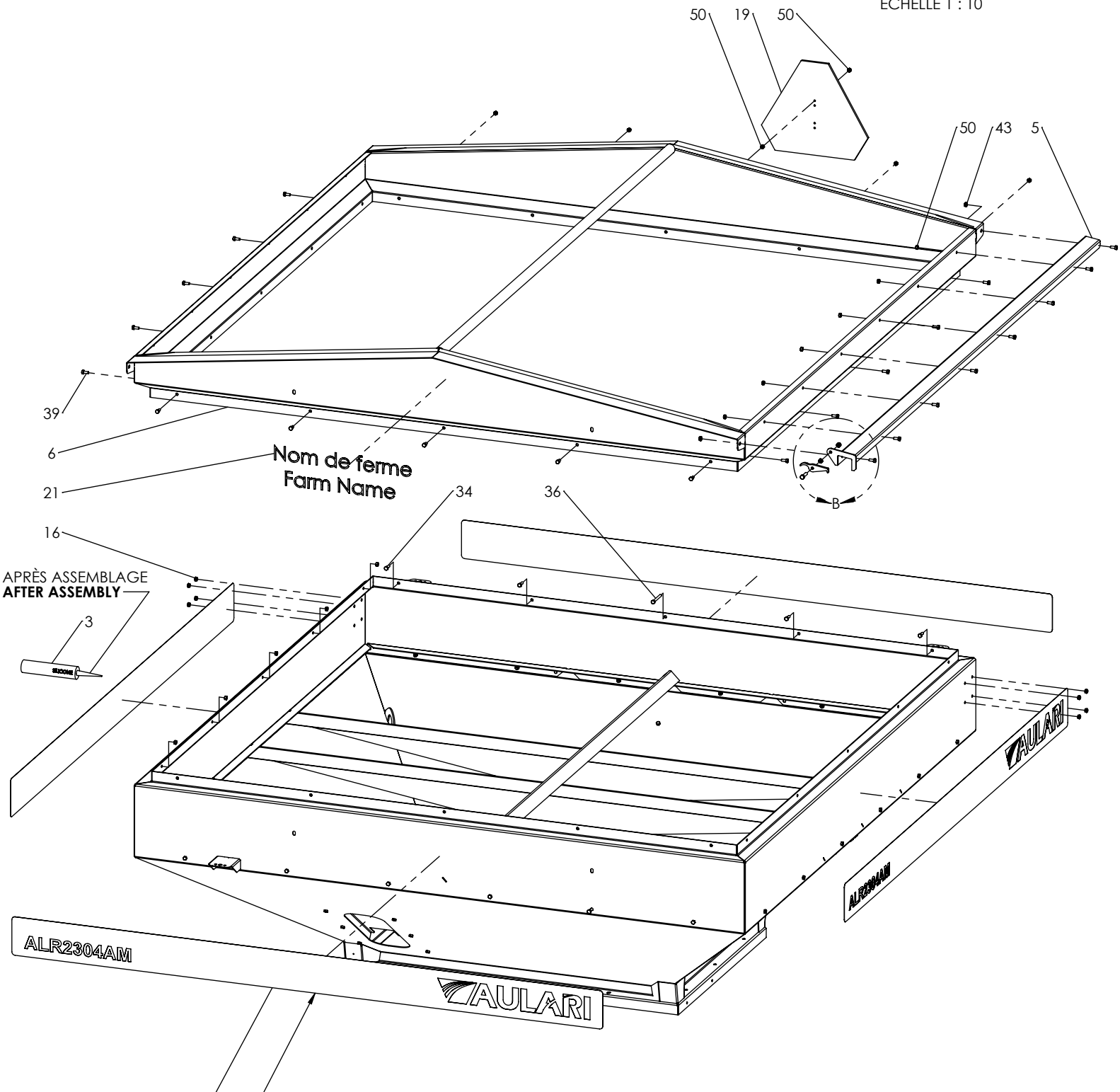


ATTENDRE L'INSTALLATION
 DE LA PASSERELLE POUR SERRER.
**WAIT FOR THE BRIDGE
 INSTALLATION TO TIGHTEN.**

TRÉMIE (INOX) 5200 LITRES / 5TM
 HOPPER (STAINLESS) 5200 LITERS / 5MT

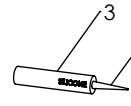


DÉTAIL B
 ÉCHELLE 1 : 10



Nom de ferme
 Farm Name

APRÈS ASSEMBLAGE
 AFTER ASSEMBLY



ALR2304AM

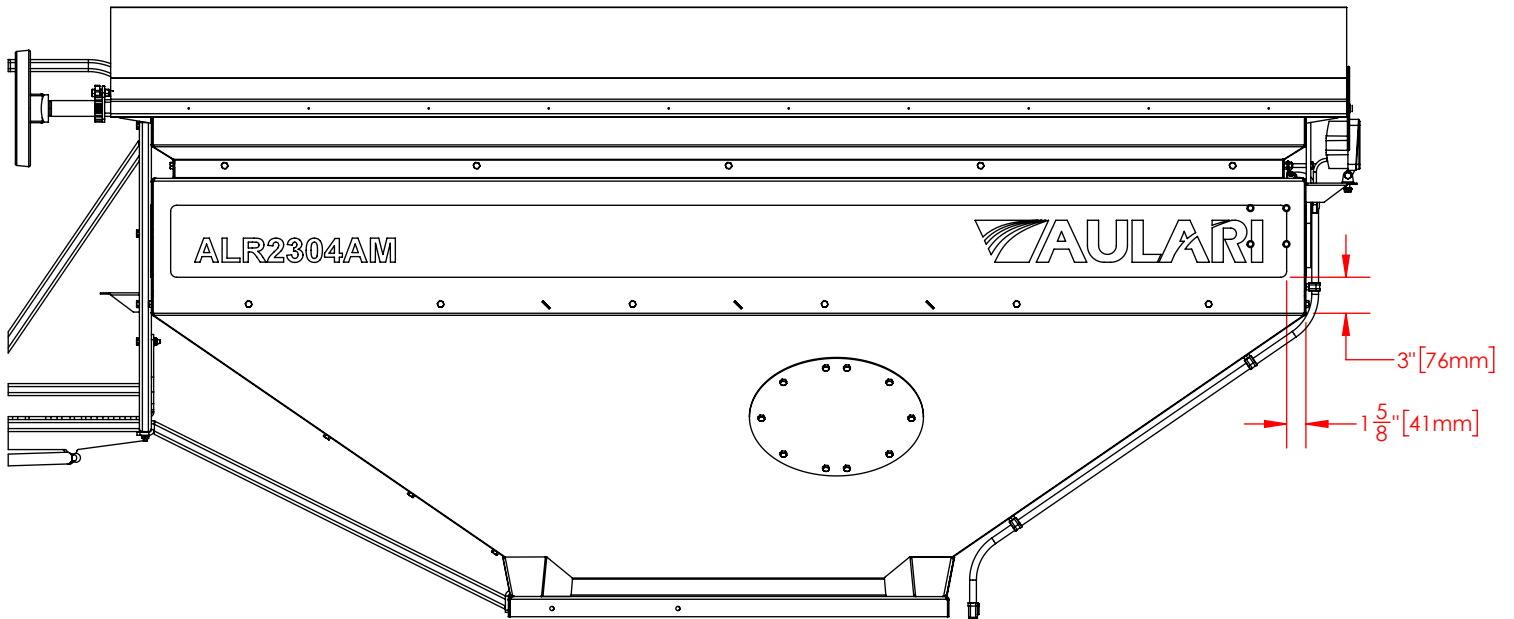
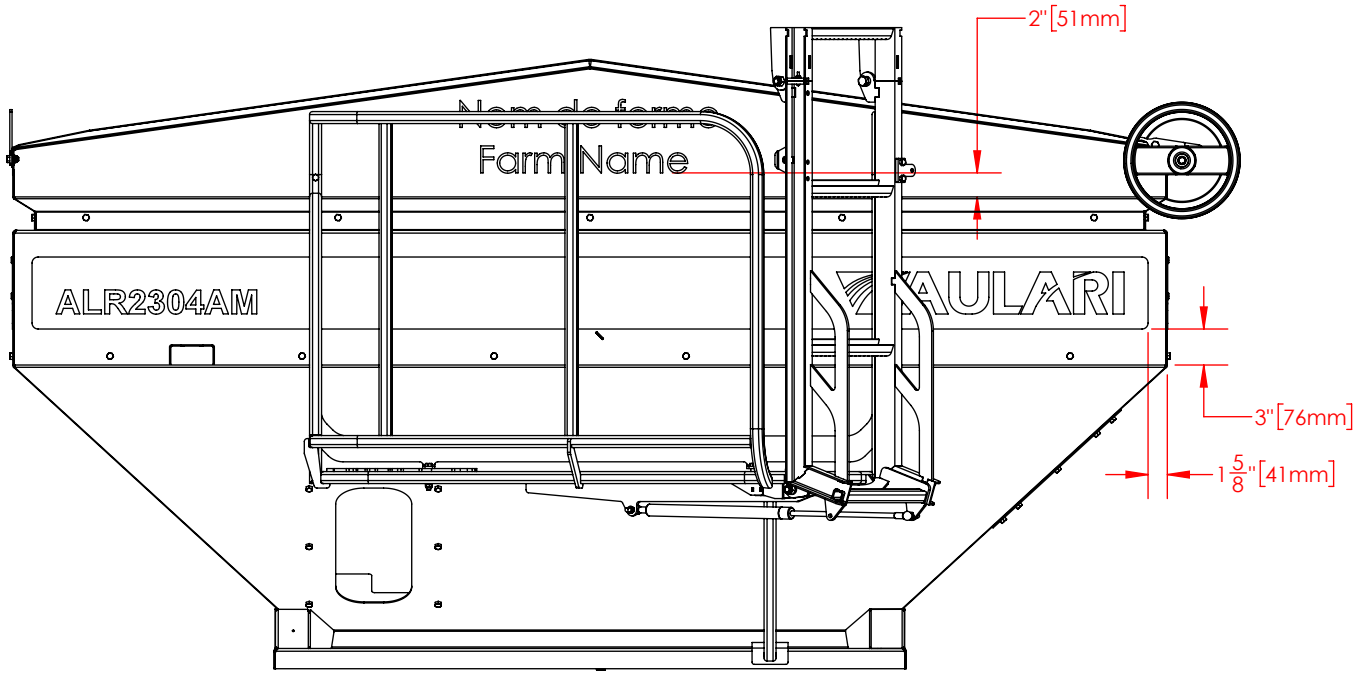
AULARI

AULARI

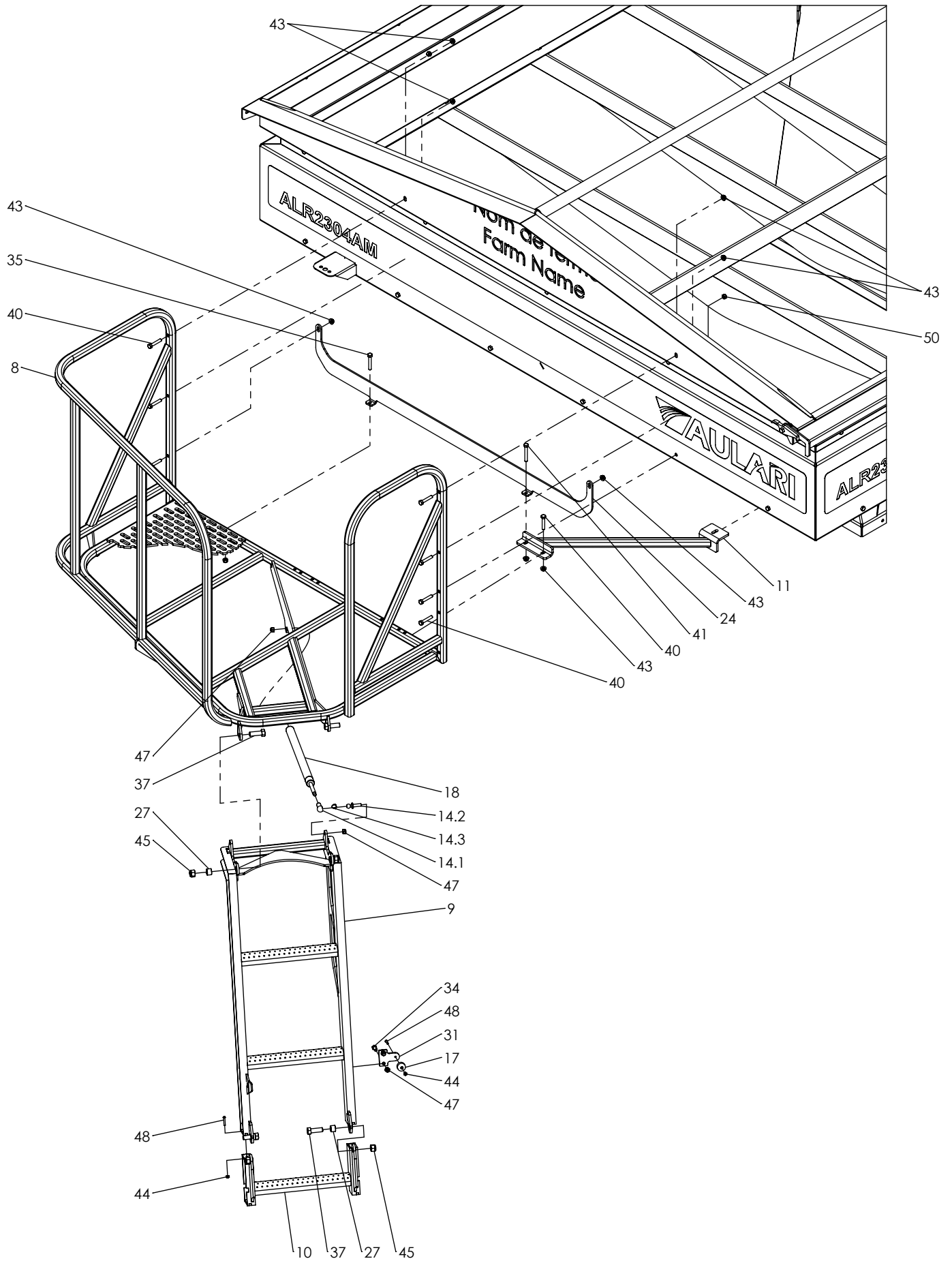
ALR2304AM

20 VOIR PAGE SUIVANTE POUR LA POSITION DES AUTOCOLLANTS.
 SEE NEXT PAGE FOR STICKERS POSITION.

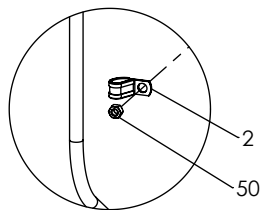
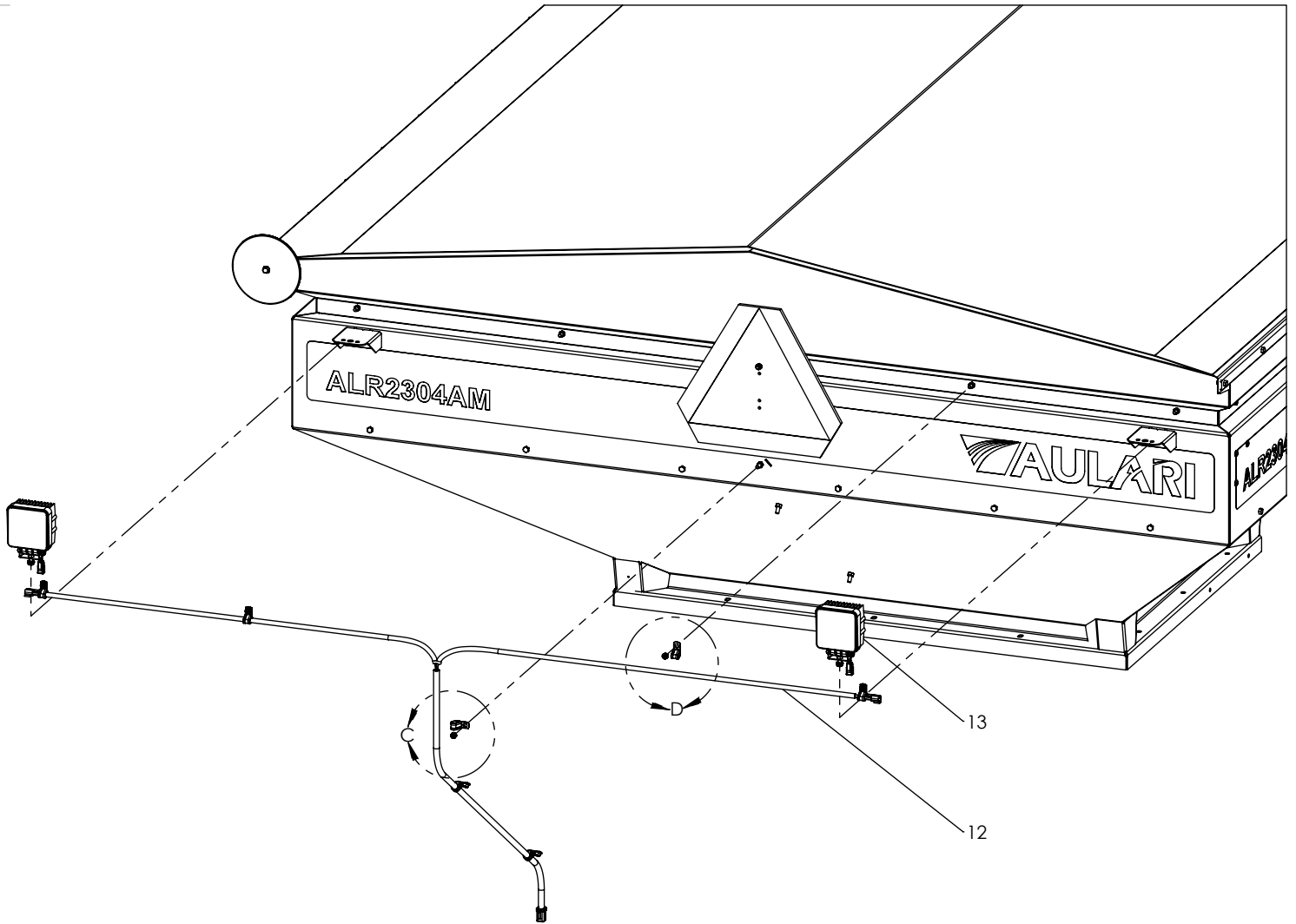
TRÉMIE (INOX) 5200 LITRES / 5TM
HOPPER (STAINLESS) 5200 LITERS / 5MT



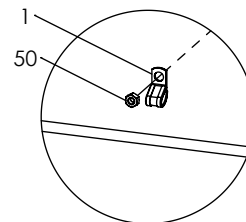
TRÉMIE (INOX) 5200 LITRES / 5TM
 HOPPER (STAINLESS) 5200 LITERS / 5MT



TRÉMIE (INOX) 5200 LITRES / 5TM
HOPPER (STAINLESS) 5200 LITERS / 5MT

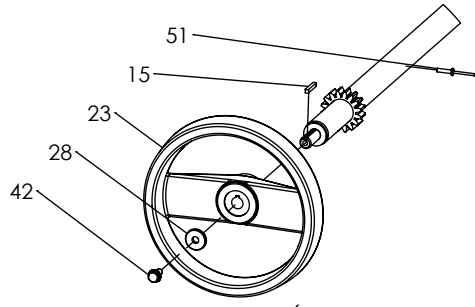


DÉTAIL C
ÉCHELLE 1 : 8

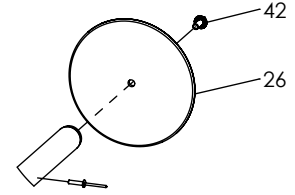


DÉTAIL D
ÉCHELLE 1 : 8

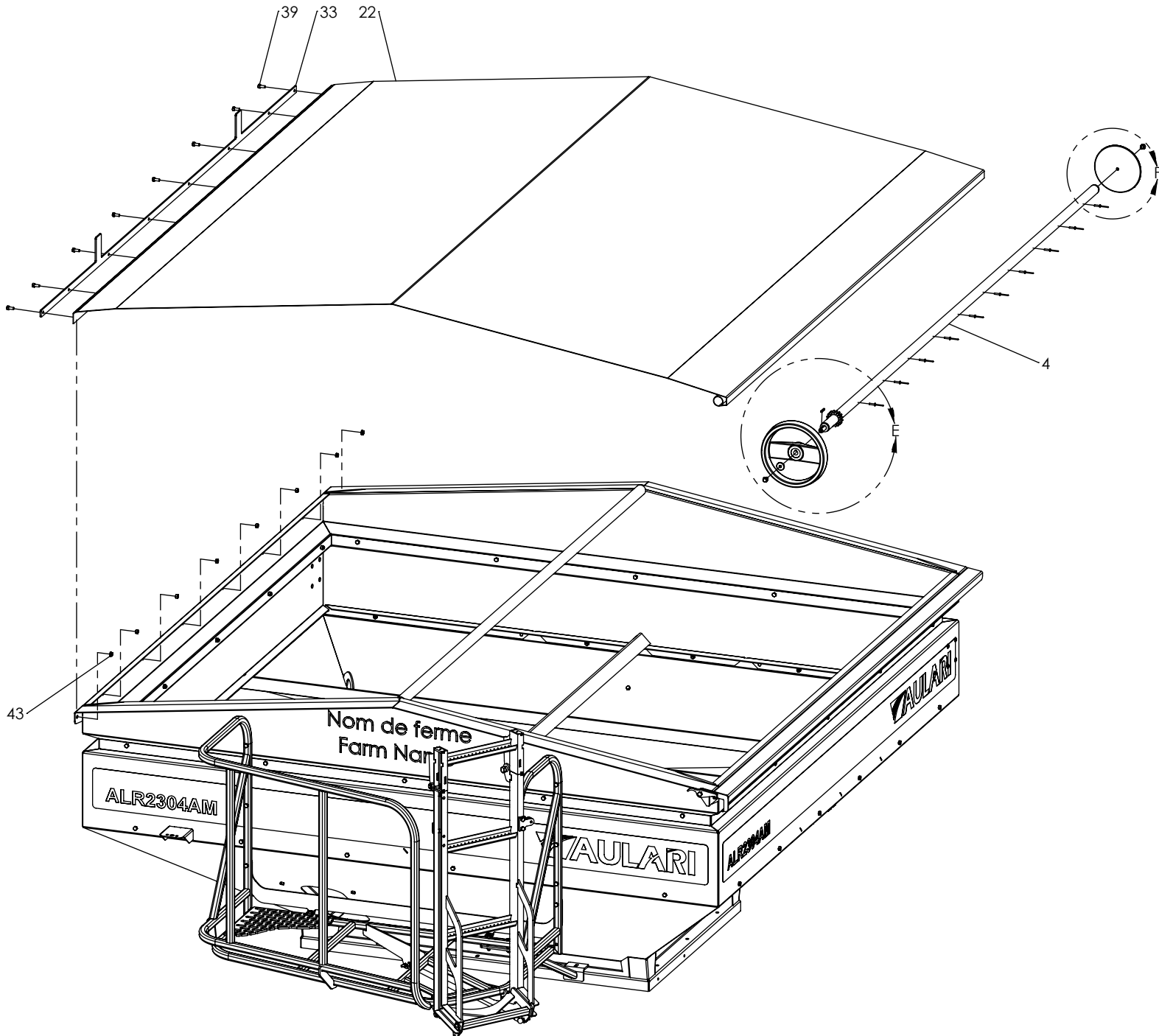
TRÉMIE (INOX) 5200 LITRES / 5TM
 HOPPER (STAINLESS) 5200 LITERS / 5MT



DÉTAIL E
 ÉCHELLE 1 : 10

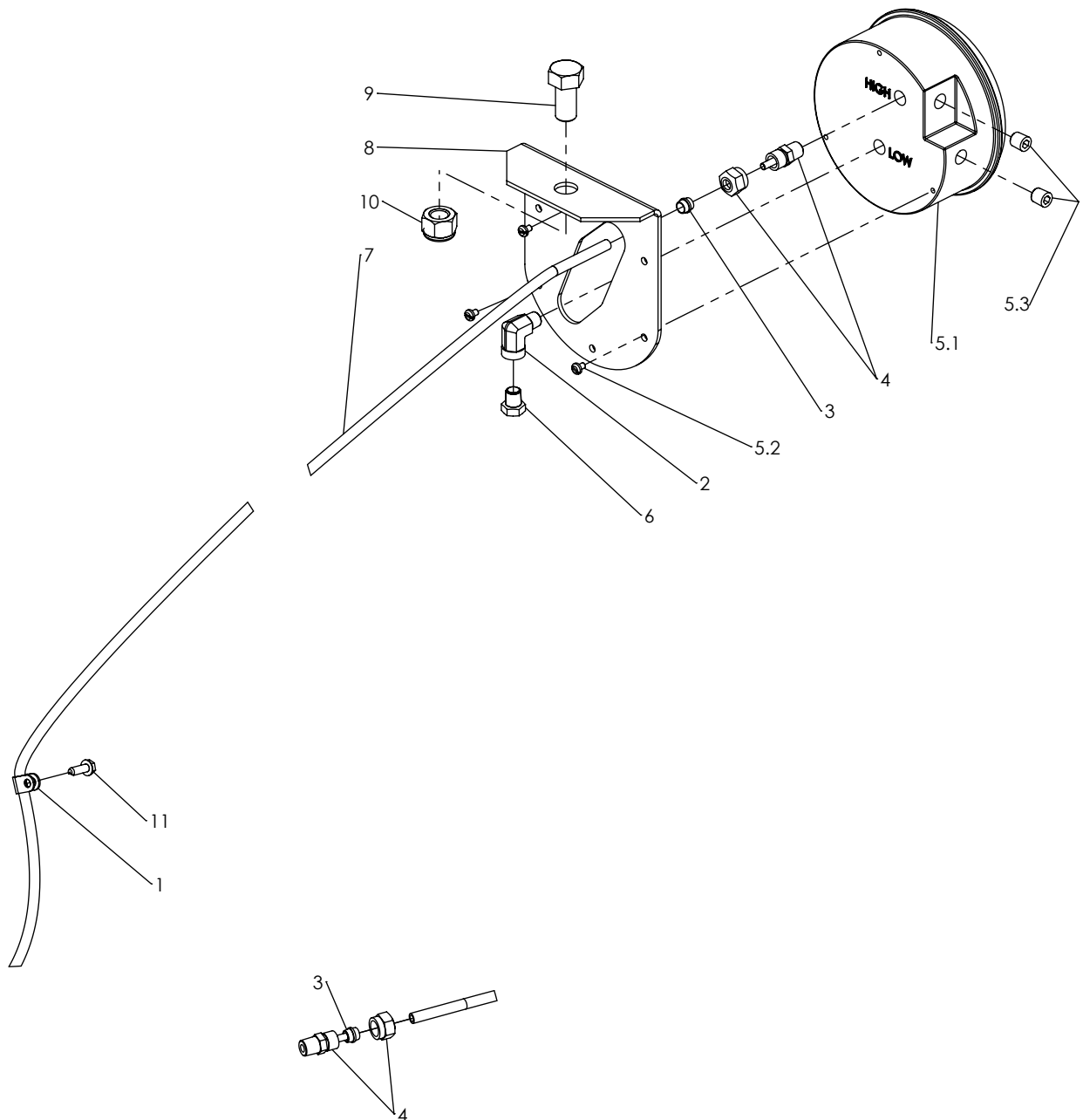


DÉTAIL F
 ÉCHELLE 1 : 10

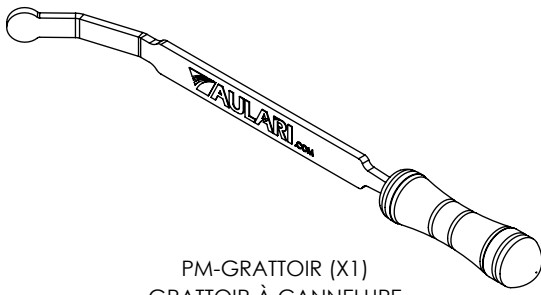


**CADRAN À PRESSION (BOYAU 68PO)
PRESSURE GAUGE (HOSE 68IN)**

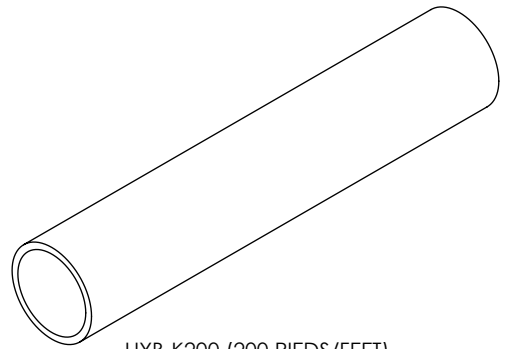
# ITEM	# PIÈCE / # PART	DESCRIPTION	DESCRIPTION	QT
1	EL-83-7003	COLLET NYLON 1/4PO	NYLON CLAMP 1/4IN	1
2	HYA-25UG-02X02	ADAPTATEUR COUDE 1/8 MNPT - 1/8 FNPT	ELBOW ADAPTER 1/8 MNPT - 1/8 FNPT	1
3	PADS-1460X4	BAGUE DE COMPRESSION BOYAU À AIR 1/4PO	SLEEVE 1/4IN HOSE	2
4	PADS-1468X4	ADAPTATEUR BOYAU À AIR 1/8 NPT X 1/4PO AVEC EMBOUT	AIR HOSE ADAPTER 1/8 NPT X 1/4IN WITH INSERT	2
5	PADS-2060	MANOMÈTRE DE PRESSION MAGNAHELIC 0-60 COMPLET	PRESSURE GAUGE 0-60 MAGNAHELIC	1
5.1	PADS-2060	MANOMÈTRE DE PRESSION 0-60	PRESSURE GAUGE 0-60	1
5.2	QB-MS6-32X316	VIS À MACHINE (TÊTE RONDE PHILLIPS) #6-32 X 3/16 PLAQUÉ	MACHINE SCREW (ROUND HEAD PHILLIPS) #6-32 X 3/16 PLATED	3
5.3	HYA-24SR-02	BOUCHON 1/8 MNPT	PLUG 1/8 MNPT	2
6	PADS-A-331	BOUCHON ÉVENT 1/8-27 NPT	BREATHER VENT 1/8-27 NPT	1
7	PF-NT10004BK-100-68	BOYAU À AIR 1/4 PO - 68 PO	AIR HOSE 1/4 IN - 68 IN	1
8	PFS-SSPL12G-3A	SUPPORT DE MANOMÈTRE DE PRESSION	SUPPORT PRESSURE GAUGE	1
9	QB-BSS121	BOULON HEX 1/2-13UNC X 1 INOX	HEX BOLT 1/2-13UNC X 1 STAINLESS	1
10	QB-LNSS12	ÉCROU HEX FREIN NYLON 1/2-13UNC INOX	HEX NYLON LOCK NUT 1/2-13UNC STAINLESS	1
11	QB-MES1012-TEK	VIS AUTO-PERÇANTE (TÊTE HEX) #10 X 1/2 PLAQUÉ	METAL SCREW (HEX HEAD) #10 X 1/2 PLATED	1



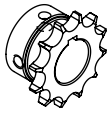
PIÈCES DIVERSES
VARIOUS PARTS



PM-GRATTOIR (X1)
GRATTOIR À CANNELURE
METERING ROLLER SCRAPER



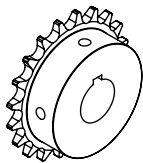
HYB-K200 (200 PIEDS/FEET)
BOYAU 2PO PVC SUCCION GREEN HELIX
PVC HOSE 2IN SUCTION GREEN HELIX



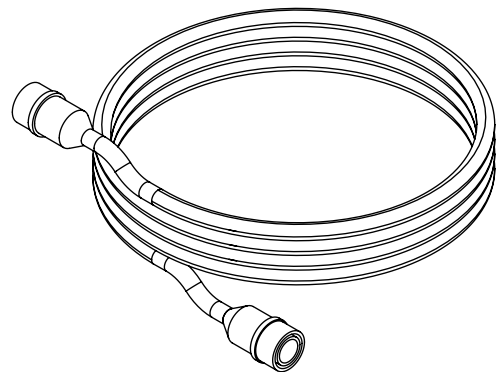
PF-40B12H1 (X1)
ROUE DENTÉE ASSEMBLÉE 40 X 12 DENTS - MOYEU 1 PO PLAQUÉ
SPROCKET ASSEMBLY 40 X 12 TEETH - HUB 1 IN PLATED



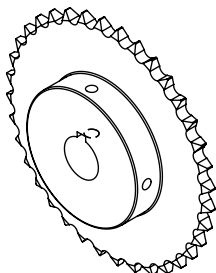
QCS-HAS32 (X48)
COLLIER DE SERRAGE INOX HAS32
HOSE CLAMP STAINLESS HAS32



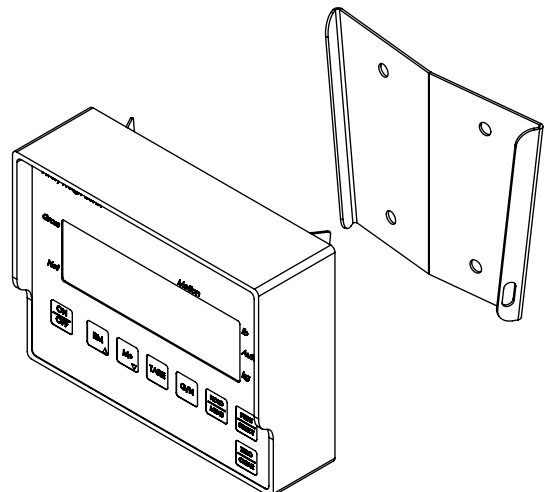
PF-40B20H1 (X1)
ROUE DENTÉE ASSEMBLÉE 40 X 20 DENTS - MOYEU 1 PO PLAQUÉ
SPROCKET ASSEMBLY 40 X 20 TEETH - HUB 1 IN PLATED



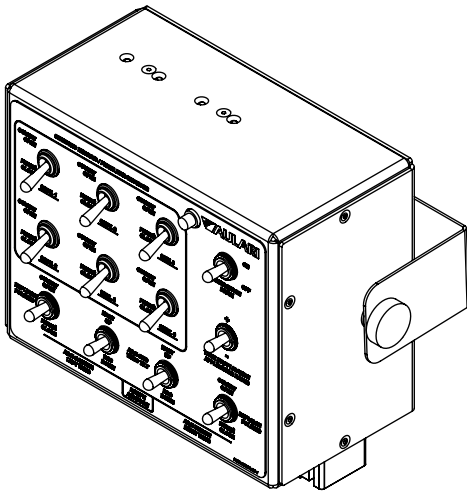
EL-28755-0024 (X1)
CÂBLE D'EXTENSION BALANCE 25PI ASSEMBLÉ
SCALE CABLE EXTENSION 25FT ASSEMBLY



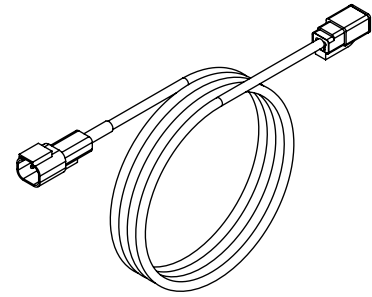
PF-40B36H1 (X1)
ROUE DENTÉE ASSEMBLÉE 40 X 36 DENTS - MOYEU 1 PO PLAQUÉ
SPROCKET ASSEMBLY 40 X 36 TEETH - HUB 1 IN PLATED



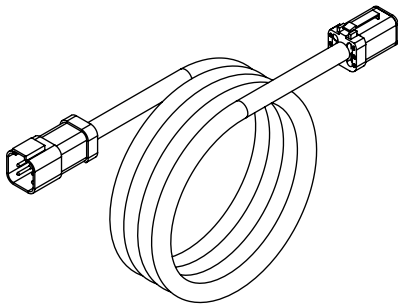
PF-M640M-LBS (X1)
MONITEUR DE BALANCE M640M (CAL. LBS)
SCALE INDICATOR M640M (LBS)



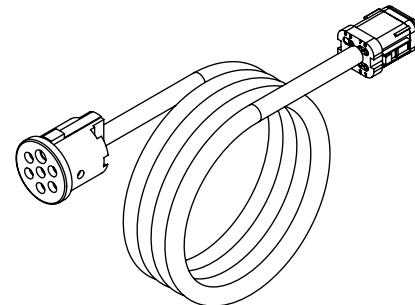
FAB-EL701.12S-1 (X1)
BOÎTIER ÉLECTRIQUE 12 INTERRUPTEURS
ELECTRICAL BOX 12 SWITCHES



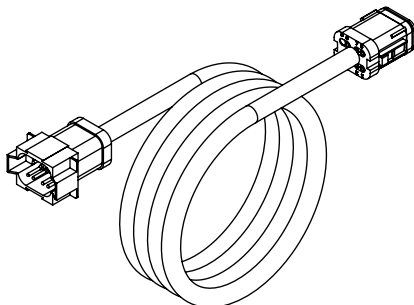
FAB-EL05C-6 (X1)
FIL D'EXTENSION - CONNECTEUR 2P (25 PIEDS)
EXTENSION WIRE - 2P CONNECTOR (25 FEET)



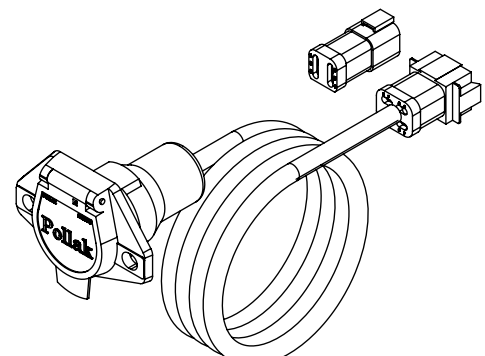
FAB-EL04.4A-12 (X1)
CÂBLE D'EXTENSION - CONNECTEUR 6P (3 PIEDS)
EXTENSION CABLE - 6P CONNECTOR (3 FEET)



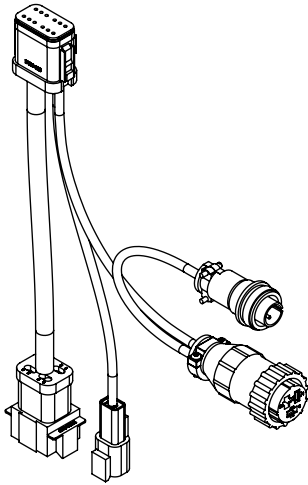
FAB-EL06.8A (X1)
CÂBLE DE DISTRIBUTEUR ALR2304AM (AVANT)
DISTRIBUTOR CABLE ALR2304AM (FRONT)



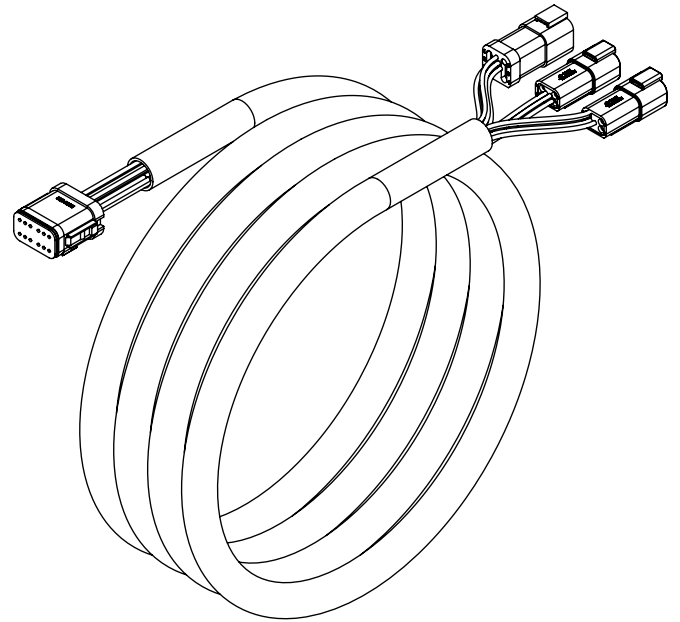
FAB-EL04.9A-6 (X1)
CÂBLE D'EXTENSION - CONNECTEUR 8P (25 PIEDS)
EXTENSION CABLE - 8P CONNECTOR (25 FEET)



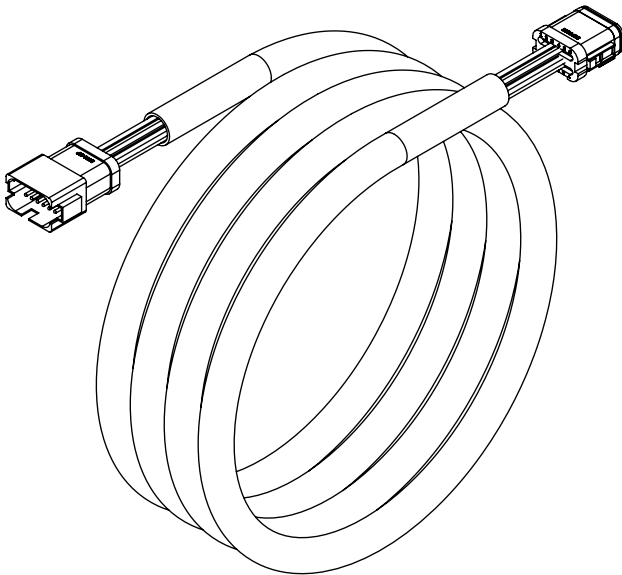
FAB-EL06.8B (X1)
CÂBLE DE DISTRIBUTEUR ALR2304AM (ARRIÈRE)
DISTRIBUTOR CABLE ALR2304AM (REAR)



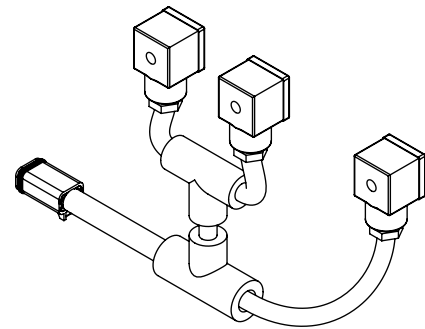
FAB-EL09.1 (X1)
CÂBLE DE JONCTION SWITCH BOX
SWITCH BOX JUNCTION CABLE



FAB-EL1650.1 (X1)
CÂBLE DE DISTRIBUTEUR F-1650
DISTRIBUTOR CABLE F-1650



FAB-EL09.4 (X1)
CÂBLE DE JONCTION DU BOÎTIER ÉLECTRIQUE
SWITCH BOX JUNCTION CABLE



FAB-EL1650.2 (X1)
CÂBLE DE DISTRIBUTEUR F-1650
DISTRIBUTOR CABLE F-1650

Industrie Aulari Inc

620 Rang St-Roch
St-Barnabé-Sud
Québec, Canada
J0H 1G0
Tel/Ph: 877-892-2126

www.aulari.com
info@aulari.com

