

T5 SERIES

T5.110 | T5.120





Built by our family. Made for yours.

NEW T5 Series Tier 4B tractors are the perfect fit for the many jobs on dairy, livestock and mixed farms—and the perfect fit for your family. These deluxe, high-powered tractors are a blend of everything you want—the power to handle your toughest jobs, the ability to work effectively in tight places and the ease and comfort your family craves.



Perfect fit. Perfect feel. Perfect speed.

New Holland designed the new T5 Series tractors to suit your needs perfectly. These tractors are nimble. They turn on a dime, with a wheelbase, chassis and turning radius that have been calculated to make it easy to maneuver wherever you need to work. The deluxe VisionView™ cab with Command Arc console serves as your new field office with ultimate visibility and comfort. You get an ultra-smooth ride courtesy of Comfort Ride™ cab suspension and optional suspended front axle. The Electro Command™ transmission gives you eight thumb-button powershifts without making a range change, and now offers the AutoShift option.

The power for loading, haymaking and more

New 16-valve engines run clean and respond fast with more power and torque rise than previous T5 models, and that makes every job easier.

Model	Engine HP	PTO HP
T5.110	107	93
T5.120	117	99



New T5. The perfect fit.

The NEW T5 Series tractor is ready to define modern livestock, dairy and mixed farming. From its eye-catching good looks that mirror New Holland's larger T6 and T7 Series tractors, to its compact dimensions, exceptional maneuverability and high power-to-weight ratio, the T5 is the perfect fit and ready to work on your family's farm.

Ultimate comfort. For the first time on the T5 line, you can benefit from the smoother ride of New Holland's well-known and proven Terraglide™ front axle suspension. When paired with Comfort Ride™ cab suspension you've discovered the key to farming luxury.

Terraglide™ front axle suspension: Outstanding traction. Unsurpassed comfort.

The optional New Holland Terraglide™ suspended FWD axle protects the tractor, mounted implements and the operator from heavy shock loads. In the field, the advanced suspension system maintains contact between the tires and the ground for improve traction, which helps ensure a silky smooth ride on even the roughest terrain.

Increased productivity and efficiency. The T5's Tier 4B engine uses ECOBlue™ Compact HI-eSCR technology for Tier 4B compliance, and to reduce your fuel bills. Electro Command™ semi-powershift with optional AutoShift™ makes operation a breeze. The new LED lighting package means you can work in confidence anytime you need to.

Outstanding versatility. The T5 is a hard-working tractor with deluxe features and big power to handle every chore. New in-cab joystick control features transmission controls for effortless up and down shifting while working with a loader. And, the T5's compact, maneuverable design puts it at home in the field, in the shed, around the barnyard, and on the road.

4 optional LED working lights

New Holland family styling

Optional New Holland LED signature lights

ECOBlue™ Compact HI-eSCR System
(Selective Catalytic Reduction) with light
CEGR (Cooled Exhaust Gas Recirculation),
up to 117 hp maximum horsepower

Heavy-duty Class 1.5 front axle—
fixed or Terraglide™ suspended

Optional Terraglide™ front suspension





High-visibility roof panel



ISO BUS Class II compatibility

Comfortable seating

Optional Comfort Ride™ cab suspension

Up to 8,084 pounds of three-point lift capacity



Electro Command™ semi-powershift with AutoShift™ option

Available 28-inch front wheels

Cab comfort—it's all about the view.

The deluxe VisionView™ cab has been designed around you for the ultimate operator experience. Panoramic visibility is guaranteed with the expansive arched front windshield, high-visibility roof panel, curved and openable side windows and an extended rear window. The new tilting and telescoping steering wheel, dashboard instrument cluster and controls move together for better visibility and control.

Smooth operator—the Comfort Ride™ cab

You'll enjoy unsurpassed ride smoothness and reduced fatigue with the Comfort Ride™ cab suspension option that cushions you even when travelling across the harshest terrain. It provides up to a 25% reduction in shock loads reaching the operator. Matched with the Terraglide™ front axle suspension option, you get the smoothest ride possible, optimizing productivity.

Deluxe air-suspension seat

The deluxe air suspension seat features controls that are easy to identify so each operator can make quick, precision seat adjustments. The optional full sized matching upholstered instructor seat with seat belt completes the comprehensive seating offering. To the left of the operator seat is a convenient storage compartment and easy-to-access fuse panel.





Always keep an eye on your loader

The high-visibility roof panel is engineered to give you a perfect view of the loader at full extension without having to crane your neck. This uninterrupted visibility enhances your productivity.



Eyes in the back of your head

The optional enlarged heated wing mirrors feature an electronically adjustable top section for the best possible view of the road during high-speed transport. The adjustable lower section has been designed to effectively counteract blind spots.



Convenient Command Arc console

All principal controls are grouped on the Command Arc console to put convenience at your fingertips. It's a difference that provides for comfortable, day-long operation and less fatigue.



New LED work lights

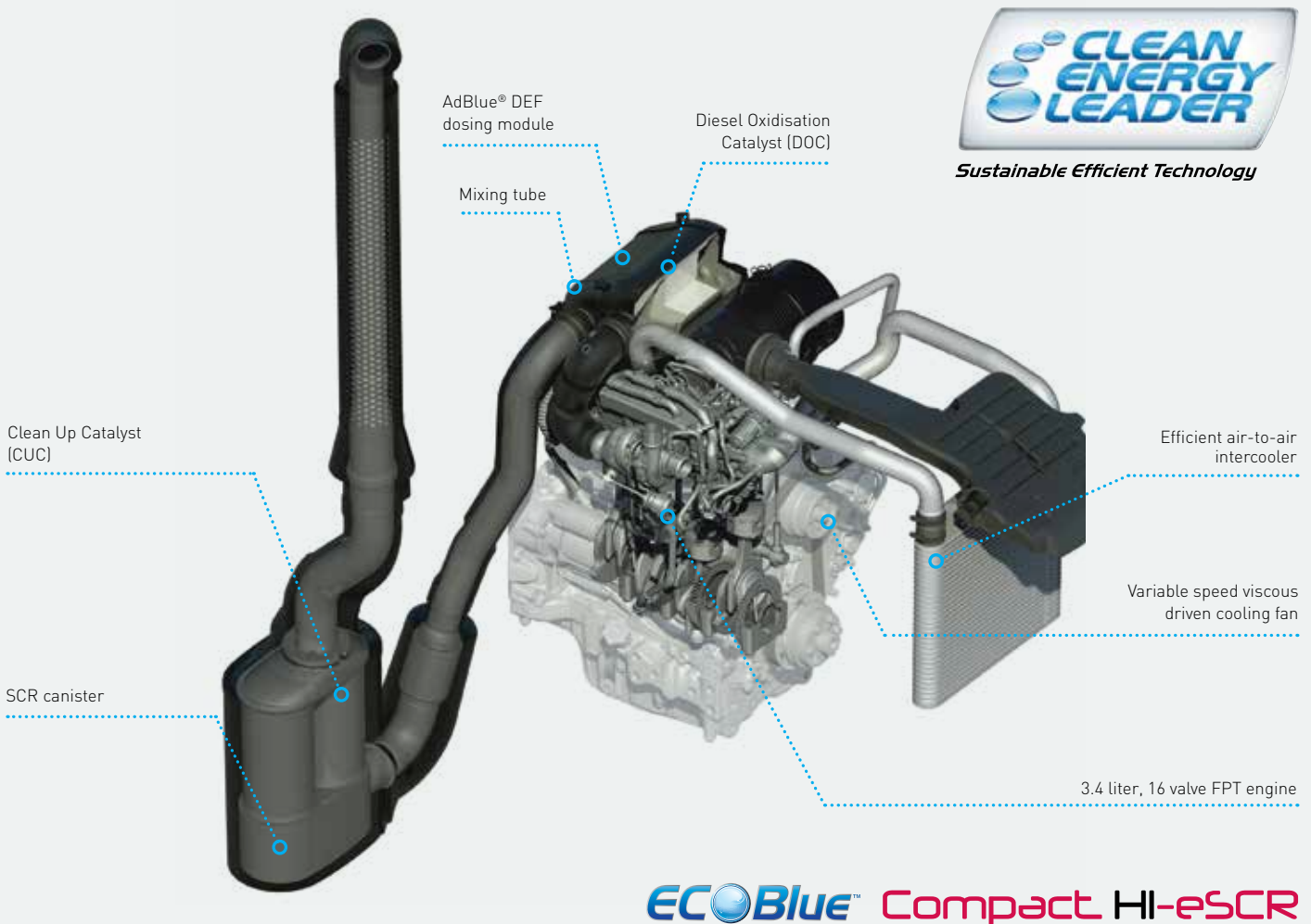
The all-new optional lighting offering features four LED corner roof work lights—two front and two rear—plus signature running lights. Brighter and less power-consuming than their standard equivalent, LED lights offer a broad spread of white light—7800 lumens—that's more than you'll find on other tractors of this size.

Clean performance. Responsive productivity.

T5 Series tractors boast the latest in engine technology, featuring 3.4-L, 4-cylinder, 16-valve engines with common-rail fuel injection to maximize power and efficiency. These super-quiet engines develop between 107 and 117 horsepower and up to 362 lbs/feet of torque for guaranteed productivity. Add in a power-to-weight ratio of 85.7 lbs/hp and the T5 is your perfect farming partner.

Tier 4B emissions compliant

T5 Series engines fully comply with the stringent Tier 4B emissions regulations. They use ECOBlue™ Compact HI-eSCR System (Selective Catalytic Reduction) with light CEGR (Cooled Exhaust Gas Recirculation) to achieve low emissions. This solution requires no diesel particulate filter (DPF) and no need for regeneration or operator input or the inconvenience of stopping. It all adds up to outstanding efficiency, which is what you've come to expect of the Clean Energy Leader.



ECOBlue™ Compact HI-eSCR

ECOBlue™ Compact HI-eSCR explained

New Holland ECOBlue Compact HI-eSCR technology gives you the benefit of the highest NO_x conversion efficiency in the industry. This multi-patented system uses a new Engine Control Unit, which not only manages the engine, but also the HI-eSCR after-treatment system by controlling the supply

and dosing modules. Using a dedicated closed loop system, it continuously monitors the NO_x levels in the exhaust gases, ensuring that during every cycle the precise amount of AdBlue® (DEF) is injected to achieve NO_x conversion of over 95%, all while guaranteeing low fluid consumption.

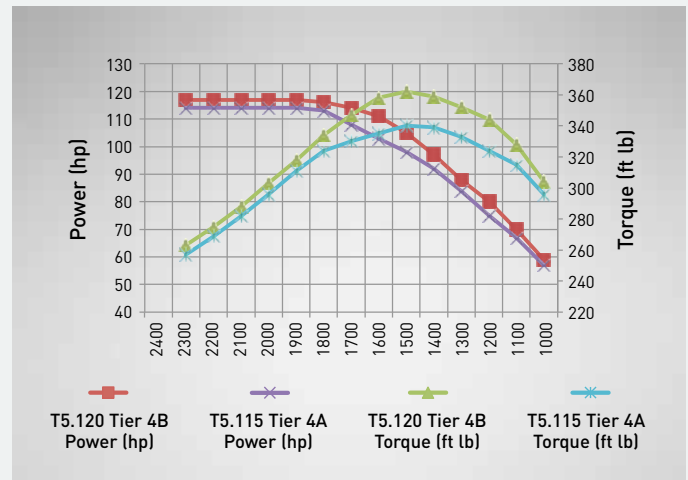
Proven technology from FPT Industrial

New Holland is not going it alone when it comes to Tier 4 technology. They can draw on the experience of their in-house engine development specialist: FPT Industrial. The award-winning HI-eSCR solution has been extensively tested and has clinched numerous awards.



More power, torque rise and response than previous T5 models

With four valves per cylinder, the T5 engines “breathe” better and achieve better performance by maximizing power output from each cylinder. This improved performance translates into increased lugging power and efficiency.

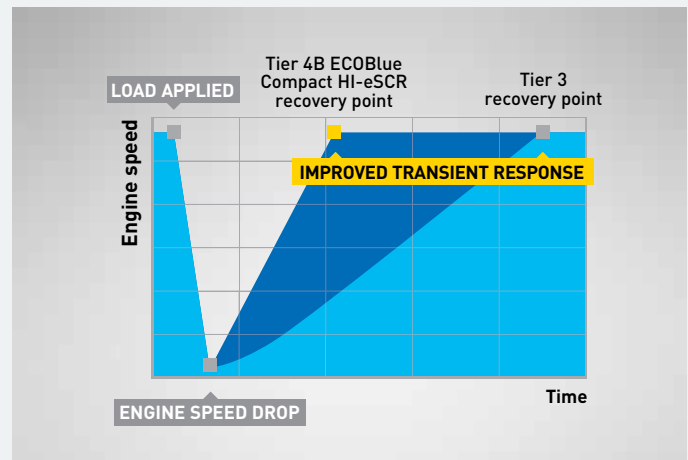


The importance of transient response

Transient response is your productivity guarantee. Put simply, since your T5 engine breathes only clean fresh air, it can react more quickly when placed under load. So when you're transporting fully loaded trailers or grain carts and you encounter a hill, you'll be able to maintain constant forward speed with quicker engine rpm recovery.

Constant rpm with engine speed management

In applications where a constant PTO speed is required, just select Engine Speed Management to ensure the speed is maintained even under changing loads. In many applications, this allows you to maintain a fixed forward speed in difficult terrain.



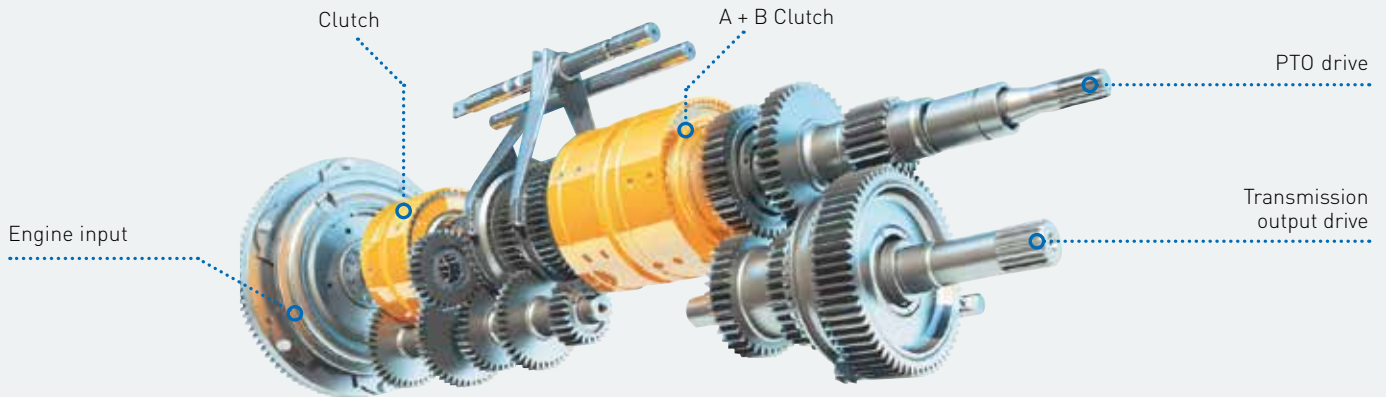
Simple ESM. Taking the hassle Out of throttle control

A versatile tractor needs to be equally suited to PTO and heavy draft applications. With Engine Speed Management (ESM), the advanced engine management system precisely fuels the engine so it accommodates fluctuations in engine load while maintaining the desired engine speed. For convenience, two engine speeds can be memorized. You can then simply toggle between the speeds using a button on the transmission controller.



Push-button shifting ease with semi-powershift technology.

The 16 x 16 Electro Command™ semi powershift transmission offers clutchless gear changes to reduce fatigue. Add the optional AutoShift function and gear shifting is taken care of for you automatically.



More efficient baling

The new T5 Series tractors have the power to handle even your toughest baling jobs. The class-leading eight push-button powershifts you get with the ElectroCommand transmission makes it easier than ever to maintain a constant PTO rpm for more consistent, efficient baling. And if you equip your T5 tractor with the AutoShift feature, the field mode keeps the PTO rpm constant for more consistent, well-shaped, dense bales.



Electro Command™: move through 8 gears without shifting

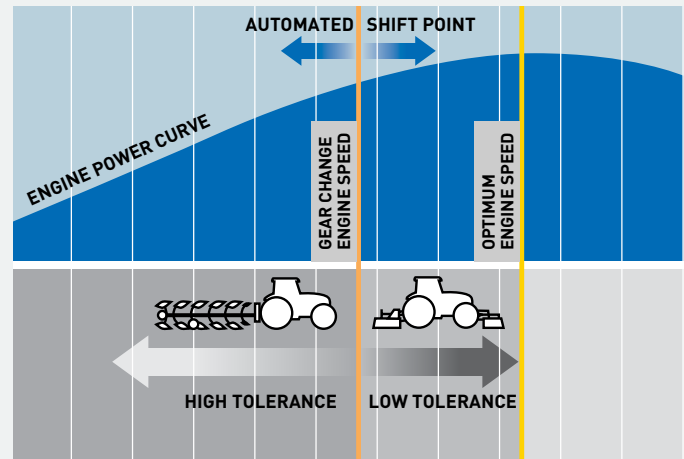
The Electro Command™ semi-powershift transmission allows you to move through eight powershifts by simply using the up and downshift buttons and front range button on the main gear lever—with no need to mechanically shift ranges. That's more than you'll get on some other tractors. You can see the selected gear at a glance thanks to the large gear display. Top transport speeds of 25 MPH (40kph) are achieved at a mere 1970 rpm. The result? Your T5 will slash your fuel bills while reducing in-cab noise.



AutoShift modes for comfort and productivity

Easy to set up and truly effective, optional AutoShift really reduces the effort required to operate during long working days. With **Auto Transport**, the tractor shifts seamlessly through eight speeds like a vehicle with an automatic transmission.

Auto Field mode manages both the engine speed and transmission to optimize performance and economy. In PTO applications, where a constant engine speed is the priority, the system will select the transmission ratio to match the load on the engine. In draft applications, engine speed is allowed to drop to fully exploit the available torque rise before selecting a lower ratio under load.



Ergonomic power shuttle with 3 aggressiveness settings

You can operate the convenient, column-mounted electro hydraulic power shuttle without taking your hand off the wheel for increased safety during loader work. You can even regulate the shuttle aggressiveness setting with an ergonomically positioned switch. Select soft for general field work, standard for daily tasks and the aggressive position for near instantaneous direction changes during loader work. You can even change the setting while on the move.



Optional ISO BUS Class 2

ISO BUS Class 2 allows you to control all of your implements—balers, mowers and more—using your T5 IntelliView™ IV tractor monitor (optional parts supplied).

Terralock™ automatic traction management

New Holland's renowned Terralock™ system is simple to setup and operate. It automatically controls four-wheel drive and differential lock engagement. Forward speed and steering angle information dictate engagement. When making tight turns, the system automatically disengages to guarantee the tightest turning and reduce strain on the driveline.

Productive and versatile —just what you need.

New Holland designed the T5 with your many jobs in mind—from front loader work to PTO and three-point mounted field implements.

Hydraulic flexibility

The T5 hydraulic system has tandem hydraulic pumps that work independently—one dedicated to the high-pressure circuit for hydraulic remotes and three-point hitch, and the second for the low-pressure circuit for steering. Up to three closed-center remote valves are available.



Easy joystick control: mechanical or electronic, the choice is yours

You can specify your T5 with one of two mid-mount remote valves to operate a loader or specialized equipment using an integrated joystick. The mechanical joystick—mounted on the Command Arc console—offers robust functionality with positive engagement or select the electronic option—mounted on the seat armrest—for precise finger-tip actuation. Both versions feature integrated clutch and convenient transmission upshift and downshift buttons.



High-capacity 3-point hitch

The T5's 8,084-pound three-point lift capacity is 1,000 pounds more than prior T5 tractor versions, so you can handle the heaviest implements. Fender mounted hitch and PTO controls make it easy to attach and remove implements.

Auto PTO operation

Here's a handy feature. With Auto PTO, the PTO disengages when the rear three-point hitch reaches the position you set, and re-engages when the hitch is lowered. This automatic feature protects both PTO shaft and tractor. A 540/1,000 rpm PTO is standard equipment, with a 540/540E/1000 rpm PTO optional.



Fully integrated 825TL and 835TL front loaders

The 825TL and 835TL front loaders are the perfect fit for new T5 Series tractors, and not tacked on as an afterthought. You can order your T5 as full loader ready from the factory. The T5 is the perfect loader tractor thanks to the new fast-responding loader joystick control, easy forward/reverse shuttling and superior visibility. Choose between an 825TL or 835TL loader with non-self-leveling (NSL) or mechanical self-leveling (MSL) capabilities. Regardless of the model you choose, both can be equipped with either a skid-steer-style or European-style attachment system.

Front end loader model		825TL		835TL	
Tractor		T5.110 & T5.120 Tier 4B			
NSL - None Self-leveling / MSL - Mechanical Self-leveling		NSL	MSL	NSL	MSL
Maximum lift height to pivot pin	in. (mm)	139.0 (3530)	139.0 (3530)	146.9 (3730)	146.9 (3730)
Clearance with bucket dumped	in. (mm)	100.8 (2560)	100.8 (2560)	109.1 (2770)	109.1 (2770)
Reach at maximum lift height	in. (mm)	35.0 (890)	35.0 (890)	36.6 (930)	36.6 (930)
Maximum dump angle	degree	61	61	62	62
Reach with bucket on ground	in. (mm)	88.6 (2250)	88.6 (2250)	97.6 (2480)	97.6 (2480)
Maximum rollback angle	degree	40	40	41	41
Digging depth	in. (mm)	3.5 (90)	3.5 (90)	5.9 (150)	5.9 (150)
Lift capacity to maximum height, 31.5" forward of the pivot pin	lbs. (kg)	2954 (1340)	3086 (1400)	3638 (1650)	3836 (1740)
Breakout force, 31.5" forward of the pivot pin	lbs. (kg)	3109 (1410)	3417 (1550)	3880 (1760)	4277 (1940)

360° access for simple maintenance.

T5 Series tractors are designed to spend more time working around your farm and less time on maintenance. You can access service points easily, and super-long service intervals, including a 600-hour engine oil change interval, means your T5 spends more time where it belongs—in the field or around the barnyard.

Single-piece engine hood opens wide for full service access.

Top off the windshield washer fluid through the rear window.



The engine air filter is easy to check, clean or replace, with no need for tools.

Change the cab air filter easily.

Engine oil check and fill points are easy to reach, with no need to lift the hood. This makes routine checks faster and servicing simpler. The long, 600-hour engine oil change interval helps too.

Cooling package opens out to make cleaning faster and easier.

New engine side panels are easy to remove for convenient access to the engine oil filter and other components.



View hydraulic oil levels using the sight glass at the rear of the tractor.

The 3.2-gallon AdBlue® DEF tank's filler neck is narrower than that of the standard fuel tanks, which prevents inadvertent filling with fuel.

MODELS		T5.110	T5.120
Power			
Engine Type		Turbo Diesel with High Pressure Common	Rail with Electronic Fuel Delivery Control
Make / Model		Fiat Powertrain Technology (FPT) F5G	Fiat Powertrain Technology (FPT) F5G
# of Engine Cylinders		4	4
Displacement	cu. in. (L)	207 (3.4)	207 (3.4)
Valves per Cylinder		4	4
Rated Engine Speed	rpm	2200	2200
Aspiration		Turbo Charger with Air-to-Air Intercooled	Turbo Charger with Air-to-Air Intercooled
Rated Engine HP		107	117
PTO HP		93	99
Engine Speed at PTO Speed	540/1000	1938 / 1926	1938 / 1926
Emissions Certification		Tier 4B/Final	Tier 4B/Final
Tier 4B Emissions System		ECOBlue™ Compact HI-eSCR System (Selective Catalytic Reduction) with light CEGR (Cooled Exhaust Gas Recirculation)	
Diesel Fuel Tank Capacity	gal. (L)	43.6 (165)	43.6 (165)
DEF (AdBlue®) Tank Capacity	gal. (L)	3.2 (12)	3.2 (12)
Service Interval - engine oil and filter, fuel filter, AdBlue DEF filter	eng. hours	600	600
Electrical			
Alternator		120 Amp	120 Amp
Battery		800 CCA	800 CCA
ISO BUS Class 2		Optional	Optional
Transmission			
Standard - Semi-Powershift	mph (kph)	16X16 Electro Command™ - 1.62-25 (2.60-40)	16X16 Electro Command™ - 1.62-25 (2.60-40)
Option 1 - with AutoShift™	mph (kph)	16X16 Electro Command™ with AutoShift™ - 1.62-25 (2.60-40)	
Option 2 - with Creeper Gear	mph (kph)	32X32 Electro Command™-Creeper - 0.16-25 (.26-40)	
Option 3 - with Creeper Gear with AutoShift™	mph (kph)	32X32 Auto Command™-Creeper with AutoShift™ - 0.16-25 (.26-40)	
3 Point hitch			
Lift Capacity with Standard External 80mm rams	lbs. (kg)	8,084 (3667)	8,084 (3667)
Hydraulics			
Fixed Displacement Implement Pump Flow	gpm (l/m)	21.1 (80)	21.1 (80)
Steering Pump Flow	gpm (l/m)	11.4 (43)	11.4 (43)
Standard Hydraulic Rear Remotes		2 Mechanical with Configurable Detents	2 Mechanical with Configurable Detents
Optional Hydraulic Rear Remotes		3 Mechanical, 2 with Configurable Detents	3 Mechanical, 2 with Configurable Detents
Mid-Mount Valve Option 1		2 Function Mechanical	2 Function Mechanical
Mid-Mount Valve Option 2		2 Function Electronic	2 Function Electronic
Front axles			
Axle Class		1.5 HD	1.5 HD
Standard Front Axle		Standard 4WD Front Axle	Standard 4WD Front Axle
Optional Front Axle		TerraGlide™ Suspended 4WD Front Axle	TerraGlide™ Suspended 4WD Front Axle
Optional Traction Management System		TerraLock™ Automatic 4WD Engagement and Differential Lock System	
Weight*			
Shipping Weight (Typical Weight, less ballast):	lbs. (kg)	10,031 (4550)	10,031 (4550)
Maximum Gross Vehicle Weight: Road/Field	lbs. (kg)	17,637 (8000) / 13,669 (6200)	17,637 (8000) / 13,669 (6200)
Dimensions**			
Overall Length	in. (mm)	165 (4191)	165 (4191)
Wheelbase	in. (mm)	93.7 (2380)	93.7 (2380)
Height, Top of Cab	in. (mm)	107 (2718)	107 (2718)
Height, Top of Exhaust	in. (mm)	108 (2745)	108 (2745)

* Weights are for a variety of specifications, wheels weights and front weights have been excluded.

** Dimensions shown are with 16.9x38 rear tires.

*** Biodiesel blend must fully comply with the latest fuel specification EN14214:2009 or ASTM D6751 and operation is in accordance with operator manual guidelines



VALUE, SERVICE AND SOLUTIONS

There's a certain way of thinking that comes from living on a farm. Farming takes equal parts brain and brawn. Not to mention thick skin, calloused hands and a fair share of know how. Seasoned farmers know it helps to have equipment that's built by farmers, sold by farmers and used by farmers.

Support at every step. When you place your confidence in New Holland agricultural equipment, you get the finest in local support. Your New Holland dealer understands the many challenges you face and stands behind you at every step with the equipment, parts, service and financial solutions to make your job easier. Look to New Holland for a complete selection of equipment, including a full line of tractors, hay & forage equipment, harvesting, crop production and material handling equipment.

Quality parts and service. Turn to your New Holland dealer after the sale for expert, factory-trained service and genuine New Holland-branded parts. Your dealer has the very latest service updates and training to ensure your equipment keeps working productively season after season.

Financing solutions. Your New Holland dealer can tell you about smart ways to turn your financial challenges into opportunities with a portfolio of innovative financial services available through CNH Industrial Capital, including customized financing, leasing, insurance and the purchasing convenience of a Commercial Revolving Account.

For reliable equipment, parts and service — or just honest advice on farming and finance — turn to New Holland and your trusted New Holland dealer. We know. We're farmers, too.



We are proud to support the FFA.

Learn more at www.newholland.com/na

Design, materials and/or specifications are subject to change without notice and without liability therefor. Specifications are applicable to units sold in Canada, the United States, its territories and possessions, and may vary outside these areas.

© 2017 CNH Industrial America LLC. All rights reserved. New Holland is a trademark registered in the United States and many other countries, owned by or licensed to CNH Industrial N.V., its subsidiaries or affiliates. Any trademarks referred to herein, in association with goods and/or services of companies, other than owned by or licensed to CNH Industrial N.V., its subsidiaries or affiliates, are the property of those respective companies.



Safety begins with a thorough understanding of the equipment. Always make sure you and your operators read the Operator's Manual before using the equipment. Pay close attention to all safety and operating decals and never operate machinery without all shields, protective devices and structures in place.