

# SCHULTE®

**SCHULTE**  
100 YEARS  
1912 - 2012

# X Eliminator Brush & Weed Suppressor



- Spray Kit Monitor -

## Precise One Pass Brush and Weed Control!!

- 1** Control brush and weed growth with the Schulte Eliminator.
- 2** Chemical application spray kit for the Schulte XH1500 rotary cutter.
- 3** Ideal for brush and noxious weed suppression.
- 4** Monitor your speed, pressure and application rate.
- 5** Spray drift is reduced because the product application occurs under the mower deck.

**G O N U M B E R O N E . . . G O S C H U L T E !**

# Eliminator

## TANK CAPACITY

50 gallon (190 litres) tank is standard.


## FLOW RATES

The Flow Rate can be adjusted to match the product being sprayed. A larger volume of water will improve chemical coverage and yield better results.

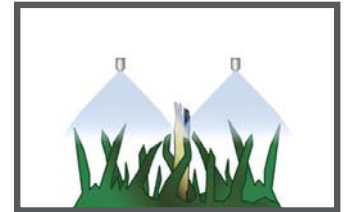
Various chemicals are available for brush and weed suppression, contact your local chemical products supplier for advice on the preferred product for each target application



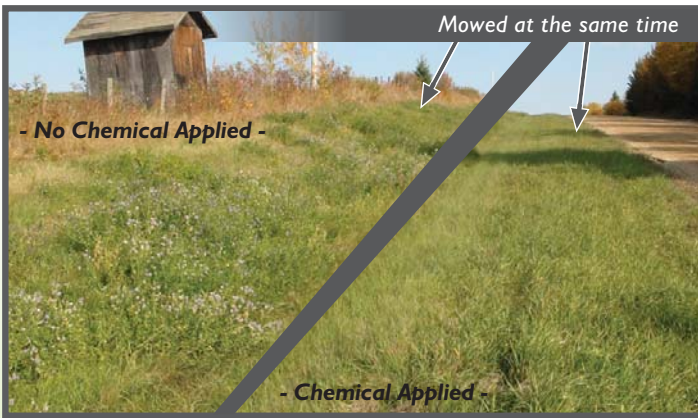
- Arrows Indicate Spray Nozzles -




- Mowing Blade -



- Spray Nozzles -



- Herbicide is applied under the mower deck during the cutting application -



- Arrows Indicate Spray Nozzles -



- Brush Suppression -



- Weed Suppression -



### Schulte Industries Ltd.

P.O. Box 70, Englefeld, Saskatchewan, Canada S0K 1N0

Tel: (306) 287-3715 Fax: (306) 287-3355

E-Mail: [info@schulte.ca](mailto:info@schulte.ca)

Visit our Web site at: [www.schulte.ca](http://www.schulte.ca)

Schulte is a registered trademark of Alamo Group Inc.

Schulte Industries Ltd. reserves the right to change the design, specification of its products without notice. Illustrations may include optional equipment and accessories, and may not include all standard equipment.



ISO 9001

Sold By:

PRINTED IN CANADA

PREPARED by NELSON GRAPHIC DESIGN

2012/11