

Push Box Manure Spreaders

ProPush®
2044 / 2054



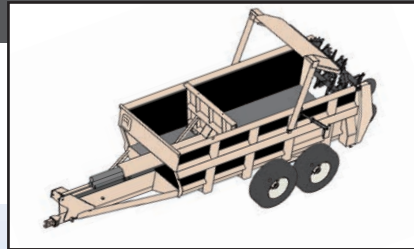
www.KuhnNorthAmerica.com



Invest in Quality®

SIMPLE DESIGN, DEPENDABLE SERVICE

The 2000 Series ProPush box spreaders are designed with simplicity in mind. The hydraulic push-type design means no apron chains, fewer moving parts, faster unloading and dependable service life. The ProPush box spreaders are designed to haul and spread solid materials from dairies and feedlots, including gutter manure, yard scrapings, bedding pack and feedlot manure. The ProPush box spreaders feature an all-steel welded box construction, solid poly floor and sides, piggyback hydraulic cylinders and removable beaters. With horizontal and vertical beater options, you can choose the right setup to meet your spreading needs.



HYDRAULIC PUSH DESIGN

PROPUSH FEATURES

- The VertiSpread® vertical beaters are designed for operators who want to spread the toughest solid industrial, dairy or feedlot material with a wider, more consistent spread pattern compared to horizontal beaters.
- VertiSpread beaters can spread a high volume of material quickly while still providing a consistent 25' – 30' spread pattern.
- The all-steel welded ProPush box construction provides a solid framework and includes a reinforced tongue that pulls directly from the full-width axle.
- The piggyback hydraulic cylinders are totally protected by a structural tube member. This stops manure from falling directly onto the cylinder which helps prevent premature seal failure.



PIGGYBACK HYDRAULIC CYLINDERS

This unique cylinder design provides smooth and uniform travel through the entire stroke and rapid cylinder retraction when spreading is completed.



SOLID POLY FLOOR AND POLYLAM SIDES

The solid poly floor and polylam sides reduce friction, and promote self-cleaning to help prevent material buildup on the inside of the spreader.



OVERRUNNING CLUTCH

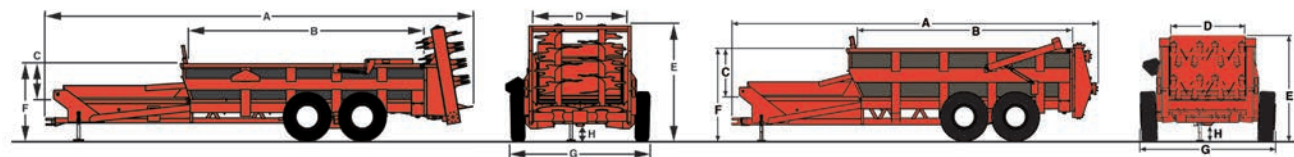
A greaseable overrunning clutch prevents beater backlash force when the PTO is disengaged, allowing the beaters to free wheel to a stop. This provides protection for the gearbox and spreader driveline.



REMOVABLE BEATER ASSEMBLY

Horizontal or vertical beaters can be removed or installed easily for stockpiling by removing a few bolts. This is more convenient than removing panels on a competitive spreader with welded panels.





Model Specifications

	2044		2054	
DIMENSIONS	Horizontal Beaters	Vertical Beaters	Horizontal Beaters	Vertical Beaters
A – Overall Length	343"	356"	343"	357"
B – Inside Box Length	194"	194"	192"	192"
C – Inside Box Depth	32"	32"	47"	47"
D – Inside Box Width	71"	71"	71"	71"
E – Overall Height ¹				
– Tire Option Used	275-80R X 22.5	275-80R X 22.5	425-65R X 22.5	425-65R X 22.5
– Beater	78"	95"	90"	118"
– Pusher Extension or Bulkhead	78"	104"	103"	126"
F – Loading Height ¹	63"	63"	85"	85"
G – Overall Tread Width ¹	115"	115"	125"	125"
H – Ground Clearance ¹	18"	15"	18"	18"
SPECIFICATIONS				
Unit Weight ²	7,620 lbs	9,440 lbs	10,900 lbs	12,520 lbs
Maximum Net Load	28,500 lbs	28,500 lbs	35,000 lbs	35,000 lbs
Capacity				
– Cubic Feet (Struck Level) ³	270 cu.ft	270 cu.ft	400 cu.ft	400 cu.ft
– Cubic Feet (Heaped) ³	440 cu.ft	440 cu.ft	540 cu.ft	540 cu.ft
Beaters				
– Number Standard	1	2	2	2
– Replaceable Paddles or Teeth	14 Paddles	24 Teeth	14 Paddles	23 Teeth
– Diameter	26" / Optional 14"	35 1/2"	24" / 24"	35 1/2"
– Lower Spinner	Optional	–	Optional	–
– Paddle / Flighting Thickness	3/8" Paddles	3/8" Flighting	1/2" Paddles	3/8" Flighting / 1/2" Optional
– Overload Protection	Horizontal Beaters: Shear Bolt or Torque Disconnect / Vertical Beaters: Torque Disconnect			
– Removable Beater Assembly	Yes	Yes	Yes	Yes
Beater PTO Drive				
– PTO RPM	540 rpm or 1000 rpm	1000 rpm	1000 rpm	1000 rpm
– Roller Chain (Lower/Upper/Spinner)	80/60/60	Enclosed Gearbox	80/80/60	Enclosed Gearbox
Pusher				
– Cylinder Diameter	3 1/2"	3 1/2"	4 1/2"	4 1/2"
– Pusher Unload Rate @ 15 GPM	35 Seconds	35 Seconds	55 Seconds	55 Seconds
– Pusher and Cylinder Guides	Nylatron	Nylatron	Nylatron	Nylatron
– Push Panel Thickness	3/16"	3/16"	3/16"	3/16"
Box and Trailer Construction				
– Framework Sides	Structural Tubing	Structural Tubing	Structural Tubing	Structural Tubing
– Floor and Sides	5/8" Poly / 5/8" Polylam Sides	5/8" Poly / 5/8" Polylam Sides	5/8" Poly / 5/8" Polylam Sides	5/8" Poly / 5/8" Polylam Sides
– Axle Type	Tandem	Tandem	Tandem	Tandem
– Spindles	2 1/2"	2 1/2"	3 3/8"	3 3/8"
– Hubs	8-Bolt	8-Bolt	10-Bolt	10-Bolt
– End Gate	Standard	Standard	Standard	Standard
– Diaper Pan	Optional	–	Optional	–
– Tongue Weight - % of Gross Weight	14%	13%	15%	14%
Tractor Requirement – PTO HP ⁴	120 hp	140 hp	140 hp	160 hp

¹ Heights and widths based on tire size listed. ² Units equipped without options. ³ Capacities determined by ASAE Standard S324.1. ⁴ Horsepower requirement may vary with different materials. Consult operator's manual for proper tractor sizing.

For more information about your nearest KUHN Knight dealer and other KUHN Knight products, visit our website

www.KuhnNorthAmerica.com




Visit our YouTube channel to watch our latest product videos.

KUHN NORTH AMERICA, INC.

Corporate Headquarters
1501 West Seventh Avenue - Brodhead, WI 53520

Our machines comply with the North American safety regulations. In our leaflets, to better illustrate certain details of the machines some safety devices could have been removed. Conforming to the assembly and operator's manual, in no circumstances must machine be operated without these safety devices in place. All machines are equipped with safety devices which comply with the regulations of the countries in which they are delivered. In the interest of progress, we reserve the right to change without notice any specifications, design or materials listed. Patents filed in several countries.



www.KuhnNorthAmerica.com

Your KUHN Knight dealer

Find us on

