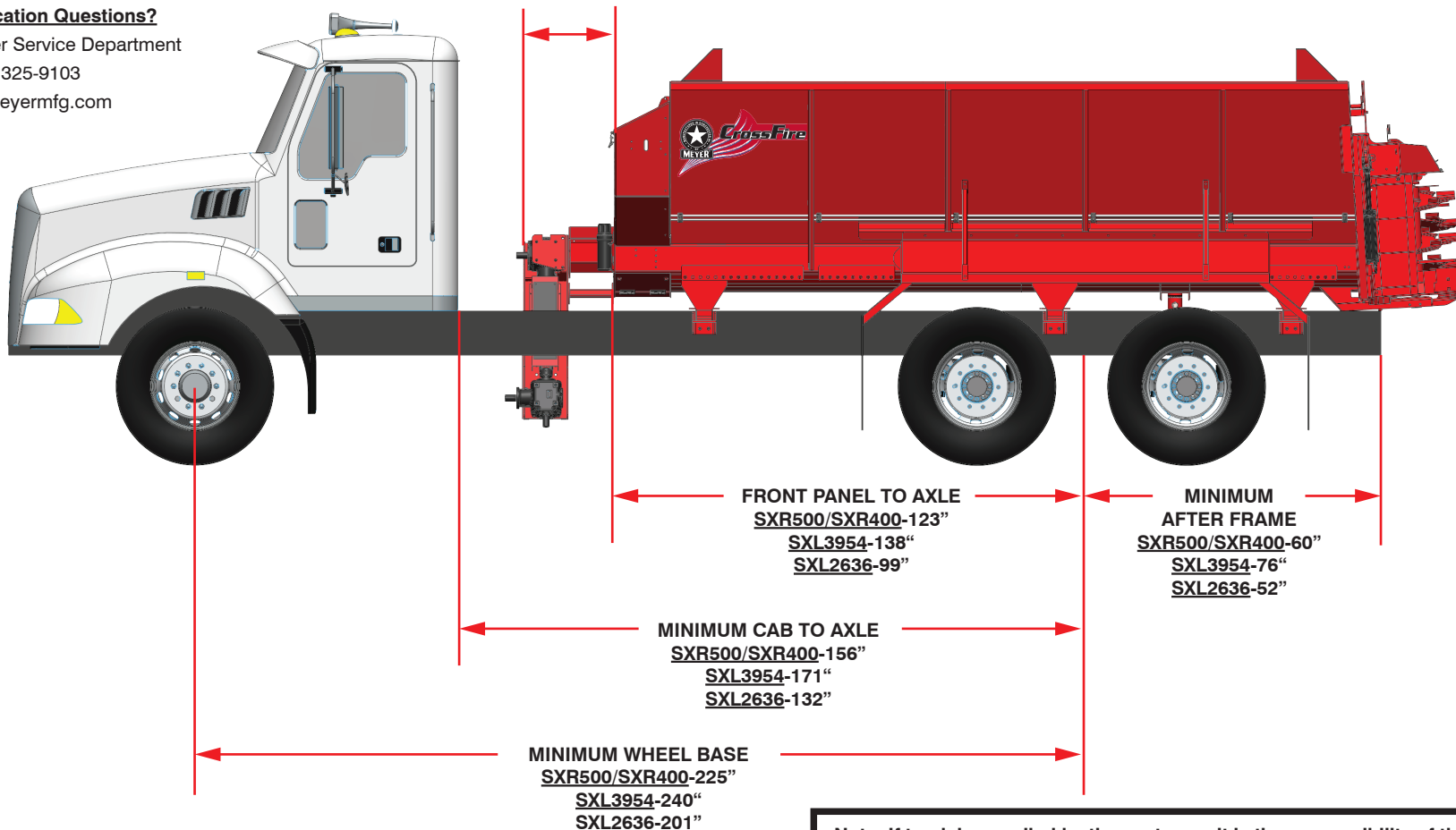


# SXR/SXL SPREADER TRUCK MOUNT SPECIFICATIONS



**NO CROSS-MEMBERS/TANKS/OR DRYERS**  
**FRONT PANEL TO FRONT OF**  
**GEARBOX MOUNT**  
**28"**

**Truck Specification Questions?**  
 Contact the Meyer Service Department  
 (800) 325-9103  
 sales@meyermfg.com



**MEYER MANUFACTURING WILL NOT BE RESPONSIBLE FOR UNITS THAT ARE NOT SET UP ACCORDING TO THE SPECIFICATIONS ON THIS PAGE. SYSTEM FAILURE COULD OCCUR ALONG WITH POOR PERFORMANCE.**

**Note: If truck is supplied by the customer, it is the responsibility of the customer to work with a knowledgeable truck dealer to ensure all local and state transportation laws will be met where the truck is to be operated. If truck is supplied by a truck dealer, it is their responsibility to make the truck legal for road use by all state and local laws affecting the customer. Always follow federal, state and local laws for lighting, mud flaps, height, width, weight and operation. Over-width permits may be necessary in certain areas of the country.**

# SXR/SXL SPREADER TRUCK MOUNT SPECIFICATIONS



## Truck Specification Questions?

Contact the Meyer Service Department  
(800) 325-9103  
sales@meyermfg.com

SIZE	CU FT STRUCK NO EXT	CU FT STRUCK W/ EXT	EMPTY WEIGHT	MOUNT BKTS REQUIRED	AXLE	GVW	FRONT/REAR AXLES	MIN ENGINE HP
2636	1355/181	1745/233	7840#	3	TANDEM	64,000 #	18/46,000 OR 20/44,000	75
3954	2033/272	2617/350	9720#	3	TANDEM	64,000 #	18/46,000 OR 20/44,000	110
400	1870/250	2150/280	8210#	3	TANDEM	64,000 #	18/46,000 OR 20/44,000	95
500	2433/324		9220#	3	TANDEM	64,000 #	18/46,000 OR 20/44,000	110

## Truck PTO Requirements-(Direct or Hydraulic Drive)

Truck PTO 300 FT/LBS internal torque minimum

## Hydraulic Drive Requirements:

Pump requirements of 3250-3400 PSI continuous at a **maximum** 40 GAL/MIN at 1900-2000 ENGINE RPM

Manifold relief installed and set at 3250 PSI

Reservoir capacity-80 gallon **minimum** (w/oil) w/in-line cooler

(Capacity 33 HP MIN @ 40 GPM), 130 gallons (w/oil) without cooler

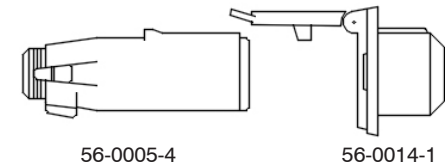
## Direct Drive Requirements:

### Gearbox Drive System (Standard)

100% of engine speed to reach 1000 RPM input at spreader

## Truck Recommendations:

- Radiator Options: Feedlot, Reverse Fan, Prescreen, Auxiliary Condenser etc.
- Throttle lock / cruise control at engine speed incremental up to 1800 RPM
- Wide mirrors
- Frame Splicing tapered and staggered (Talk to your truck shop)

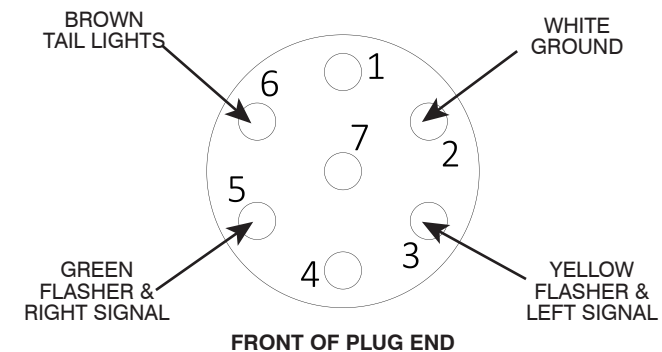


56-0005-4

56-0014-1

Supply a 7-Pin male and female plug off the rear of the cab for light hook-up to implement, located centrally behind the cab.

Order from Meyer# 56-0005-4 & 56-0014-1.



## Tail Light Converter

Depending on make and model of truck, it may be necessary to install a light converter, Meyer# 56-0028. Converter allows signal lights and brake lights to operate according to DOT regulations.