

Strip Tillage

GLADIATOR® 1205



www.kuhn.com



Invest in Quality®

PRECISION, PERFORMANCE AND PROFITABILITY



STRIP TILLAGE SYSTEM GLADIATOR® 1205 in brief

CHALLENGES IN STRIP-TILL TODAY

Larger farms, greater crop variety, tougher residue, soil erosion; today's strip-tillers face many challenges. Finding the right tool to meet these challenges while preserving efficiency and profit is tough, but Kuhn Krause provides solutions.

THE GLADIATOR® SOLUTION

The KUHN Krause Gladiator is designed to meet these challenges providing an industry leading precision tillage system that produces the perfect seedbed, whatever the conditions. Choose from a variety of fertilizer solutions to ensure the best nutrient plan for your operation. The wide range of models ensures there is something for everyone.

ST-PRO™ VALUE

The row unit is the heart of the machine. KUHN Krause ST-PRO row units are easily adjusted without tools in a matter of minutes, allowing them to be quickly set-up to suit field conditions and ensuring continued superior strip formation from field to field. KUHN Krause ST-PRO row units have no grease zerks and require no daily maintenance further saving time and increasing productivity throughout the working day.

Models	Number of Rows	Row Spacing (cm)	Approximate Working Width (m)
3-Point Mounted			
1205M-430	4	30" (76.2 cm)	10' (3.1 m)
1205M-630	6	30" (76.2 cm)	15' (4.6 m)
1205M-830R	8	30" (76.2 cm)	20' (6.1 m)
1205M-830F	8	30" (76.2 cm)	20' (6.1 m)
1205M-1230	12	30" (76.2 cm)	30' (9.1 m)
1205M-1630	16	30" (76.2 cm)	40' (12.2 m)
1205M-436	4	36" (91.4 cm)	12' (3.7 m)
1205M-636	6	36" (91.4 cm)	18' (5.5 m)
1205M-836R	8	36" (91.4 cm)	24' (7.3 m)
1205M-836F	8	36" (91.4 cm)	24' (7.3 m)
1205M-1236	12	36" (91.4 cm)	36' (11 m)
1205M-438	4	38" (96.5 cm)	12'8" (3.9 m)
1205M-638	6	38" (96.5 cm)	19' (5.8 m)
1205M-838R	8	38" (96.5 cm)	25'4" (7.7 m)
1205M-838F	8	38" (96.5 cm)	25'4" (7.7 m)
1205M-1238	12	38" (96.5 cm)	38' (11.6 m)
1205M-440	4	40" (101.6 cm)	13'4" (4.1 m)
1205M-640	6	40" (101.6 cm)	20' (6.1 m)
1205M-840R	8	40" (101.6 cm)	26'8" (8.1 m)
1205M-840F	8	40" (101.6 cm)	26'8" (8.1 m)
1205M-1240	12	40" (101.6 cm)	40' (12.2 m)
Pull-Type			
1205-830	8	30" (76.2 cm)	20' (6.1 m)
1205-1230	12	30" (76.2 cm)	30' (9.1 m)
1205-1630	16	30" (76.2 cm)	40' (12.2 m)



ANATOMY OF A GLADIATOR® STRIP-TILL SEEDBED

The Berm

Creating a good berm in the fall is essential to ensure that, as the strip settles over winter, it does not form a gully which will channel water off the field washing away valuable soil and nutrients. Building a berm in the spring in areas where fields are prone to waterlogging or flooding is also beneficial as a raised berm dries out faster than the surrounding field. Planting can take place sooner and the warmer seedbed allows for quicker germination.

Starter Zone

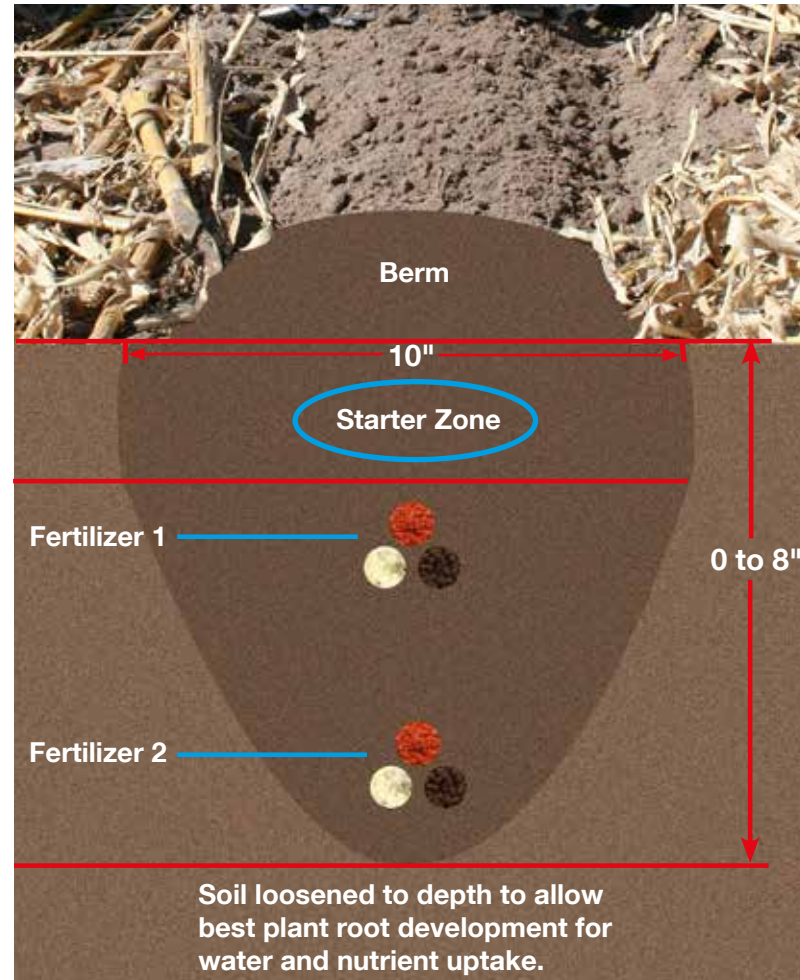
Starter fertilizer applied shallow in the profile to provide nutrients right at germination. This fertilizer may be applied in a separate operation (i.e. with the planter at seeding) or with the Gladiator instead of zone 1 or 2.

Fertilizer Zone 1

A slightly shallower fertilizer placement for dry or liquid which will be more quickly reached by the plant roots.

Fertilizer Zone 2

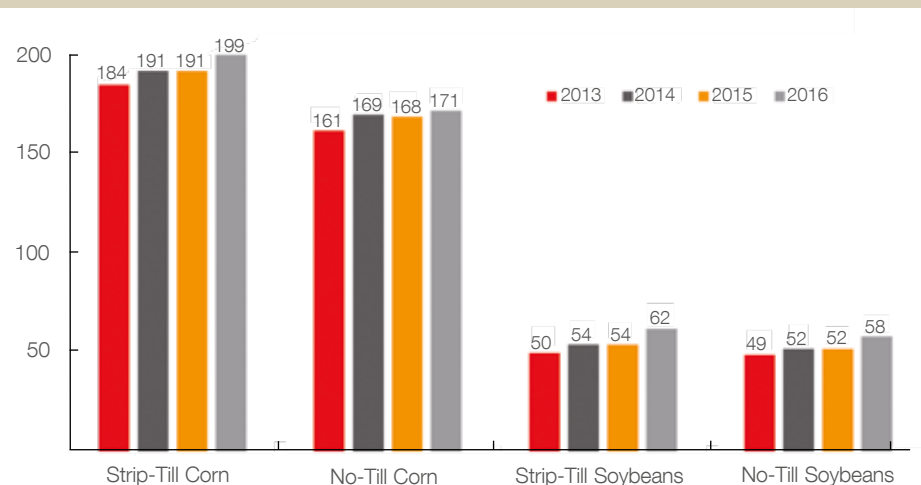
Deep placed fertilizer such as dry or anhydrous ammonia which needs to be well sealed in the soil or placed farther from the seed to ensure roots have matured before contact so as to prevent burn.



STRIP-TILL YIELD ADVANTAGE

Independent studies show that strip-till consistently results in higher yields than no-till.


- Average 24 bushel yield increase in corn
- At \$3.80 per bushel that equals \$90 per acre or \$90,000 ROI over 1,000 acres in one year



*No-till averages according to 9th Annual No-Till Benchmark Study
 In 2016, 98.8% of respondents strip-tilled corn, consistent with the last 3 years when the average was 97.3%. However, for the first time, more than half of respondents (55.5%) said they strip-tilled soybeans in 2016, a double-digit increase over 2015 (44.1%)

*Source: FarmEquipment.com, Article: Precision Technology Gets a Boost as Use of Strip-Till Expands, Author: Dave Kanicki, Published July 28, 2017

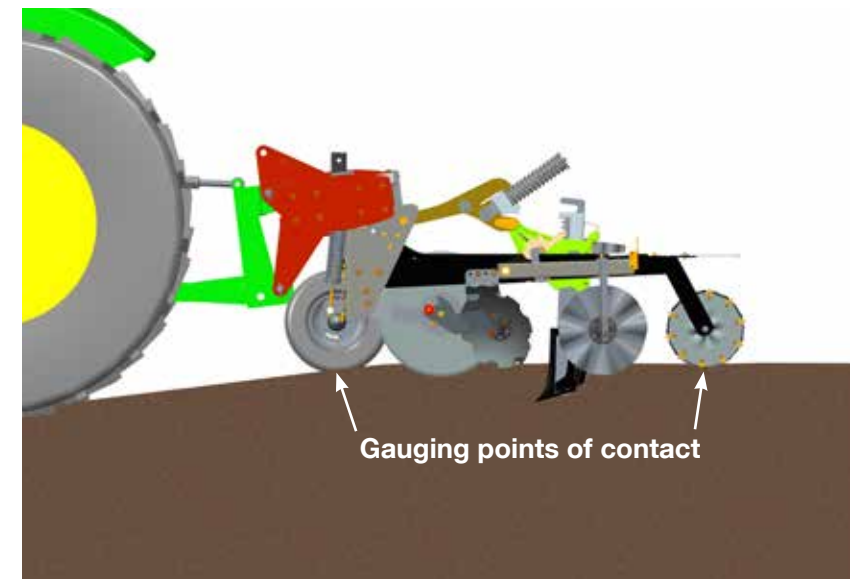
CONSISTENT DEPTH OVER CONTOURS



KUHN Krause ST-PRO™ Row Unit Parallel Linkage

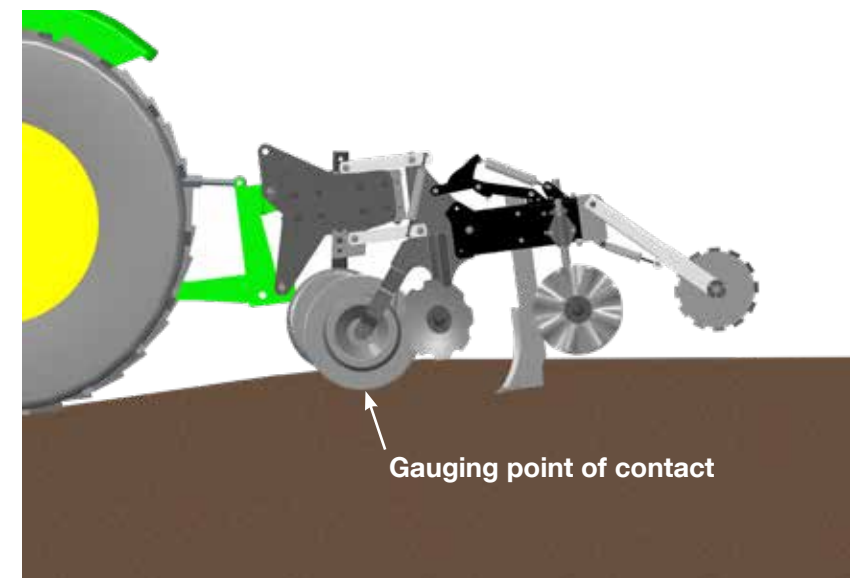
Unique parallel linkage remains parallel to the ground as opposed to other styles which remain parallel to the toolbar.

- Depth controlled from rear reel via parallel linkage
- Coulter works independently and cannot affect shank depth through residue build-up



KUHN Krause ST-PRO Row Unit

Row unit depth is gauged between the reel at the rear and the gauge wheels at the front of the toolbar. The parallel linkage ensures that depth is accurate and that the row unit remains parallel to the ground regardless of tractor position. The coulter moves independently of the rest of the row unit, allowing it to constantly seek the depth required to cut through residue. In very heavy residue or hard conditions, coulter position will not affect the depth of the rest of the row unit.



Competitive Row Units Using Depth Band on Coulter

Where a depth band on the coulter is used to gauge depth, anytime the coulter does not achieve full penetration (i.e. in heavy residue or in hard conditions) the working depth of the whole row unit is compromised. The same will be the case should soil or residue build up on the depth band. With depth being gauged only from the front, the row unit will remain parallel to the toolbar (rather than the ground). The diagram shows the effect of this on the row unit as the tractor is pitched forwards while descending a slope.

ST-PRO™ ROW UNITS

Designed for tough residue situations, the ST-PRO row units develop a uniform, residue-free strip with precise, consistent tillage depth control. ST-PRO row units require no daily maintenance and no wrenches are needed to make adjustments.

COULTER

- 25" independent coulters offer continuous residue cutting
- Adjustable down pressure from 460 pounds to 660 pounds
- Adjustable coulters scrapers remove sticky soil from the coulters blade



FLOATING ROW CLEANERS

- Floating 16" notched disc blades consistently clear residue from the strip
- Automatically adjusts to the contour of the field eliminating the need for field to field adjustment
- Weights can be added or removed to ensure consistent residue management and flow




SHANK

- Wrench-free depth adjustment
- Remove root zone compaction
- Promote water infiltration, deep root growth and early seedling development
- Optimize nutrient placement in the field
- Shank depth range of 6" to 12" in 1" increments



DROP ZONE™ NUTRIENT PLACEMENT SYSTEM

- Flexibility to adjust fertilizer placement depths from field to field
- Fertilizer placement range is 5" to 11" deep with a minimum of 1.5" between products dependent on product configuration (liquid, dry or gas)
- Adjust fertilizer depth independent of shank operating depth



FLOATING CLOSING BLADES

- Closing blades float, automatically adjusting to soil and residue conditions while capturing loosened soil to create a uniform berm
- For tough soil conditions, closing blades have a limited float setting and an easy to adjust angle setting of 2°, 10° or 18°
- Choose 18" wavy coulters blades for non-rocky conditions or 16" notched reverse disc blades for continuous operation in rocky fields



STRIK'R® NONSTOP SOIL CONDITIONER

- Patented chain reel technology to break clods without destroying the berm
- 18" reel with 10 individual chain sections
- Chains shed wet soil and residue, achieving a uniform seedbed without plugging



FERTILIZER SOLUTIONS

PRECISION NUTRIENT MANAGEMENT

The Gladiator® product line features one of the most complete fertilizer application offerings in the industry. These systems are easy to operate and provide precision nutrient placement options for growers with the desire to apply dry or liquid fertilizer with or without anhydrous ammonia.



Gladiator 1205 pull-type models are all available with either 6-ton or 9-ton dry fertilizer tanks or a 1000 gallon liquid tank mounted on the chassis.

Gladiator 1205M 3-point mounted models are available with either 1700 gallon or 9-ton (8 to 16 row models) and 1200 gallon or 6-ton (6 to 16 row models) tanks mounted on steerable carts and pulled behind the toolbar.



TRAIL HITCH FOR ANHYDROUS

Gladiator 1205M and 1205 pull-type models are available with a trail hitch, typically used for towing an anhydrous cart. All hitches feature an extendable tongue allowing the operator to position the Gladiator close to the cart and then maneuver the trail hitch to make the connection. A strap and winch is also fitted to assist with lifting the tongue of the anhydrous cart. Trail hitches are also available on Montag steerable carts for maximum fertilizer flexibility.



THE MONTAG SYSTEM

Montag dry fertilizer systems are designed so that the fertilizer for each row is metered separately. Only in this fashion can consistency across the machine be ensured. An air release is used close to the row unit to disperse air and prevent fertilizer from being blown forcefully down into the strip and bouncing out. Diffusing the air also prevents back-pressure building up in the hoses which would lead to blockages and inaccurate application rates.



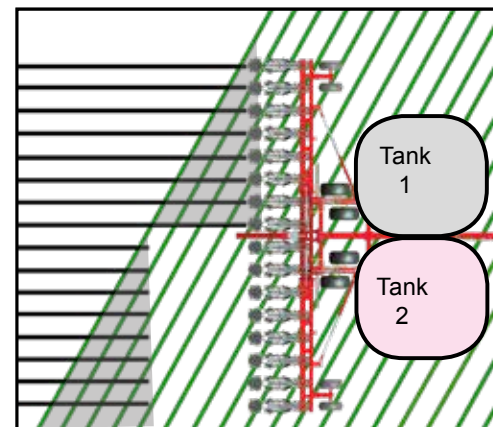
MONTAG STEERABLE CART

When trailing a tank behind a mounted strip till toolbar it is imperative that the tires remain in the zones between strips. The Montag steerable cart uses a double ball linkage to ensure that not only do the tires remain between the strips in the field, but that they also line up following turns on end rows so that no part of the strip is driven on.



MONTAG GEN II

Any Gladiator which may be fitted with a 9-ton dry fertilizer hopper may be equipped with the Montag Gen II system. Two 4.5-ton tanks allows the operator to blend two different types of fertilizer together for placement in the strip. Although a different design compared to the single tank system, metering still takes place on a per row basis to ensure consistent application rate across the width of the machine. Rates of the two fertilizer products are controlled independently for total control.



VARIABLE RATE & SECTION CONTROL

The Montag Gen II twin tank system is compatible with GPS variable rate and section control*. Use your mapping system to automatically vary the rate of either fertilizer product as you work the field. Minimize over application and waste at point rows by dividing the machine into sections and letting the GPS switch off either half of the machine automatically.

*Compatible control system required for full functionality.



FERTILIZER BLOCKAGE MONITOR

Fertilizer hose blockages waste expensive nutrients and jeopardize your crop. Wireless blockage monitors alert you the moment a blockage occurs. Discreet in cab monitor provides an audible alarm and tells you which row is blocked. Monitor offers wireless technology for quick and easy installation.

Customized to fit your operation

GLADIATOR® 1205 PULL-TYPE ADDITIONAL FEATURES



ARTICULATING BALL HITCH

Gladiator 1205 pull-type models feature CAT III or CAT IV articulating ball Power Pin hitches to reduce wear on the tractor drawbar.



TRANSPORT ADVANTAGE

Changing from field operation to transport is quick and easy. The durable, fixed frame design with flip and fold toolbar, provides balanced, safe transport.



WING GAUGE WHEEL

The front gauge wheel provides stabilization of the row unit. New metric tires with improved rubber compound offer increased stubble resistance.




MAINFRAME AND WHEELS

The mainframe features 440 metric tires on 10-bolt hubs in addition to 1/2" wall thickness on the tongue box section to support the 9-ton fertilizer tank.



REAR HITCH

The rear hitch option allows customers to pull nurse carts for liquid or anhydrous fertilizer. The rear hitch features an extendable tongue and attached winch to enable one person to easily connect nurse carts.



DROP ZONE™ NUTRIENT PLACEMENT SYSTEM

Liquid, dry or NH₃ options are available with the freedom to mix and match any two fertilizer types. Notched side plates allow stainless steel fertilizer tubes to place 2 different types of fertilizer independent of one another with as little as 1.5" between them. Fertilizer depth range is from 5" to 11".

GLADIATOR® 1205M ADDITIONAL FEATURES



REAR HITCH

The rear hitch option is available for customers who want to pull nurse carts for liquid or anhydrous fertilizer. The rear hitch features an extendable tongue and attached winch to enable one person to easily connect nurse carts.



REAR LIFT ASSIST

Rear lift assist provides support on larger 3-point units where tractor linkage capacity is at its limit. The lift assist is plumbed to the tractor 3-point so it is automatically activated when raising or lowering the toolbar.

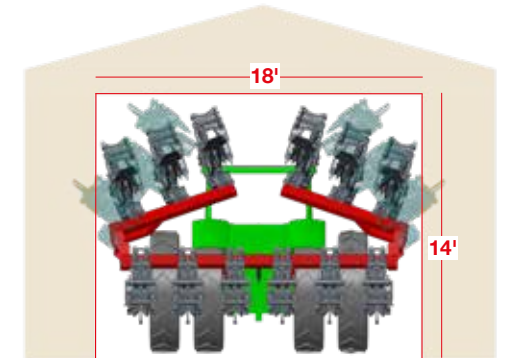


KEVLAR GAUGE WHEELS

Kevlar gauge wheels are available for 3-point toolbars for increased durability in tough stalks.

THE ANGLED HINGE ADVANTAGE

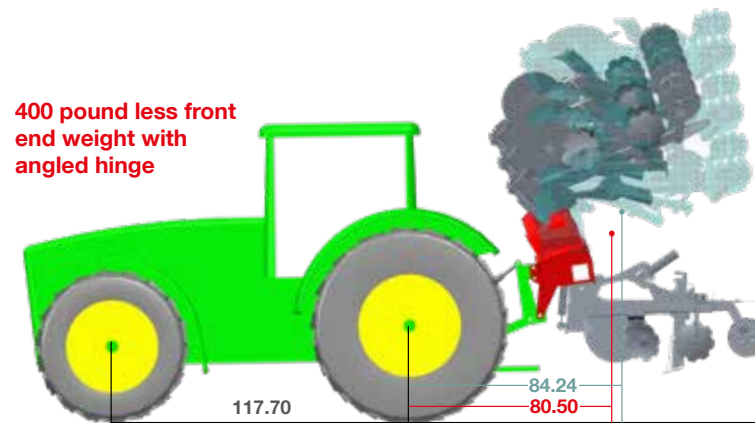
Allows wing sections to fold forward, reducing transport height for machines equipped with Spring Reset row units. When folded, the center of gravity is moved forward reducing need for additional tractor ballast and increasing stability. The hinge resists upward movement in the field working position, thereby helping to maintain target depth, reducing pivot pin wear.



Passes easily through standard 18' x 14' doors



400 pound less front end weight with angled hinge

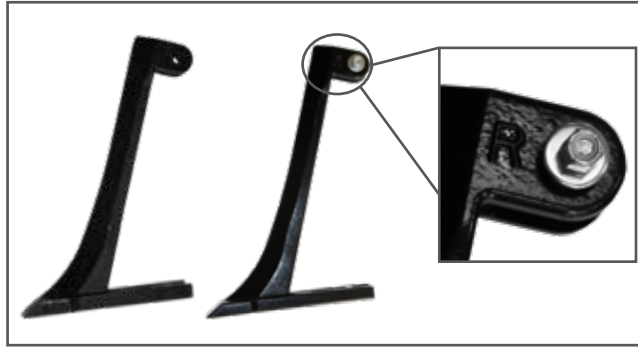


Strip-till machine with standard hinge, equipped with spring reset row units

GLADIATOR® 1205M-1230F with angled hinge, equipped with spring-reset row units

Center of gravity with standard hinge
Center of gravity with angled hinge

WEAR PARTS AND MAINTENANCE



POINTS

Choose the appropriate point for your working conditions. Both points are mounted to the shank using a single bolt for quick and easy removal when replacing.

Chromium carbide points give the longest wear life in abrasive soils. The special alloy and heat treatment used to make the points provides a great trade-off between wear life and resistance to breakage compared to a straight chrome carbide material. The exact chemistry used in these points is specified by Kuhn Krause and is not available to aftermarket parts suppliers.

Austempered rock points are available for use in very rocky conditions where the chromium carbide points may still be susceptible to damage from frequent contact with obstacles. In such conditions, the rock points are more resistant to breakage or chipping. Rock points are easily identified by the "R" cast into the top of the point.



EASILY REPLACE WEAR-PARTS

The flip-fold toolbar on pull-type Gladiator 1205 models conveniently positions row units for wear-part replacement.



DOUBLE K® SIDE PLATES

Two styles of side plates are available according to the fertilizer being used. Side plates and points can be removed independently of one another for fast servicing.



NH₃/Liquid Fertilizer Side Plates

- Northeast Kansas
- Previous side plate replaced after 1,802 acres
- Double K® side plate examined after 5,998 acres with wear life remaining
- Full working life estimated to be approximately 7,000 acres
- 288% increase in wear life

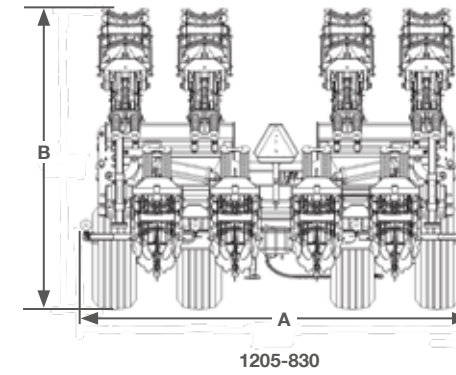
Dry Fertilizer Side Plates

- Northwest Texas
- Previous side plate replaced after 2,076 acres
- Double K® side plate examined after 4,521 acres with wear life remaining
- Full working life estimated to be approximately 5,500 acres
- 165% increase in wear life

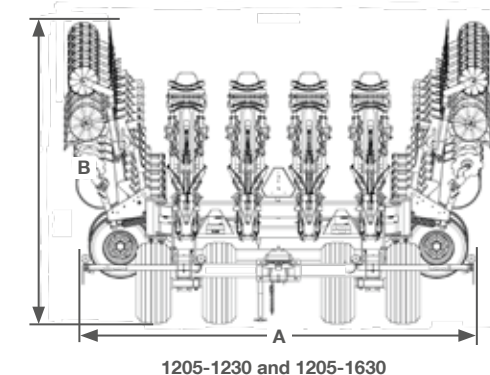


BEARINGS AND BUSHINGS ON ROW UNIT

Pivot points are fitted with PolyLube® bushings. No grease zerks on the row unit means no daily maintenance. The same triple lip sealed bearing is used on all rotating components throughout the row unit.



1205-830



1205-1230 and 1205-1630

Model Specifications

Pull-Type Models	1205-830	1205-1230	1205-1630
Specifications			
A - Transport Width ¹	12'4" / 3.8 m	17'6" / 5.4 m	17'7" / 5.4 m
B - Transport Height ¹	9'5" / 2.9 m	11'6" / 3.5 m	11'6" / 3.5 m
Frame Type	Folding		
Number of Row Units	8	12	16
Row Spacing	30" / 76 cm		
Approximate Working Width	20' / 6.1 m	30' / 9.1 m	40' / 12.2 m
Approximate Weight	15,324 lbs / 6,951 kg	20,533 lbs / 9,314 kg	24,136 lbs / 10,950 kg
Standard Equipment			
Hitch	Cat III Articulating Ball Hitch w/1-1/2" Pin Hole	Cat IV Articulating Ball with 2" Pin Hole	
ST-PRO™ Row Unit	See Row Unit Specification Table (Below) for Additional Information		
Depth Control	Fixed Frame with Adjustable Shanks		
Tires/Wheels	Main Frame: Walking Tandem 440 Metric, 10-Bolt Hub Wing Frame: 12-Row: 280 Metric Single on Each Wing / 16-Row: 280 Metric Duals on Each Wing Replaceable Spindles		
Transport Locks and Safety	Hydraulic Valves, Transport and Wing Fold, High Visibility LED Lighting, SMV Sign, Safety Chain		
Optional Equipment			
Rear Hitch	For Liquid or NH ₃ Nurse Cart		
Fertilizer Systems			
Liquid Tank	1,000 Gallon Liquid Tank, Saddle and Wash Station		
Dry Fertilizer	6-Ton or 9-Ton Dry Fertilizer System from Montag Manufacturing		
Additional Equipment	Mounting Brackets for Raven NH ₃ Cooler Mounting Bracket for Second NH ₃ or Liquid Distributor Hydraulic Hoses for Liquid Pump		
Operating Information			
Recommended Speed of Operation	5 - 8 mph / 8 - 13 km/h		
Recommended Tractor Power Range	20 - 23 PTO hp per Shank at 8" Depth		

ST-PRO™ Row Unit

Shear-Bolt (S/B) or Spring-Reset (S/R)

Specifications - Standard Equipment	
Frame	Integral 4-Bar Link Design
Coulter	25", 6 Gauge
Row Cleaners	Floating 16" Notched Disc Blades
Shanks	5/8" x 4-7/16" Adjustable 6" to 12" Depth
Berm Conditioner	STRIK'R® Chain Reel
Optional Equipment	
Points	2" Chromium Carbide Point with Shank Wear Bar 2" Rock Point with Shank Wear Bar Adapter for NH ₃ Style Knives (Knives Not Included)
DROP ZONE™ Nutrient Placement System Single or Dual Configuration	3/8" Liquid - Stainless Steel 3/8" NH ₃ - Stainless Steel 1-1/2" Dry Tube - Stainless Steel
Closing Blades	18" Wavy Coulter Blades 16" Notched Reversed Disc Blades Adjustable Angle (2°, 10°, 18°)

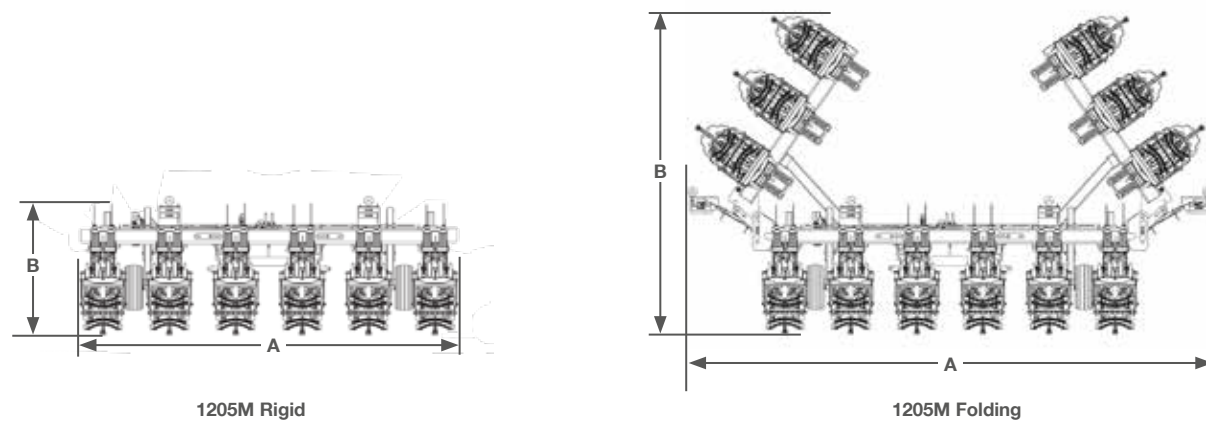
¹ Approximate transport width, height and weight shown with optional finishing attachments
² Estimates only. Horsepower requirements will vary by geography and soil type.



GENUINE KUHN PARTS®

No part better fits a KUHN machine than an original KUHN part

Here at KUHN, we produce spare parts built to last in our very own foundries, our forges and our ultra-modern production facilities. You can trust in our long-standing know-how, based on almost two centuries of experience. With KUHN Parts, you can be assured of the highest quality parts and customer service in the agriculture equipment industry. Seven distribution centers, located strategically throughout North America, ensure that KUHN, KUHN Knight and KUHN Krause dealers have access to parts and assistance so you can get back in the tractor.



Model Specifications						
30" Spacing	1205M-430	1205M-630	1205M-830R	1205M-830F	1205M-1230	1205M-1630
Specifications						
A - Transport Width ¹	10' / 3 m	11'11" / 3.7 m	19'4" / 5.9 m	13'9" / 4.6 m	16'10" / 5.1 m	22'1" / 6.7 m
B - Transport Height ¹	6'5" / 2 m			11'9" / 3.6 m	12'4" / 3.7 m	
Frame Type	Rigid			Folding		
Number of Row Units	4	6	8	8	12	16
Row Spacing	30" / 76 cm					
Approximate Working Width	10' / 3 m	15' / 4.6 m	20' / 6.1 m	20' / 6.1 m	30' / 9.1 m	40' / 12.2 m
Approximate Weight (lb / kg)	4,668 / 2117	6,556 / 2974	8,113 / 3680	8,884 / 4030	13,071 / 5929	16,965 / 7695

Model Specifications					
36" Spacing	1205M-436	1205M-636	1205M-836R	1205M-836F	1205M-1236
Specifications					
A Transport Width ¹	11'11" / 3.7 m	16'10" / 5.1 m	22'10" / 6.7 m	14'7" / 4.4 m	19'10" / 6 m
B Transport Height ¹	6'5" / 2 m			12' / 3.7 m	12'4" / 3.7 m
Frame Type	Rigid			Folding	
Number of Row Units	4	6	8	8	12
Row Spacing	36" / 91 cm				
Approximate Working Width	12' / 3.7 m	18' / 5.5 m	24' / 7.3 m	24' / 7.3 m	36' / 11 m
Approximate Weight (lb / kg)	4,799 / 2177	6,575 / 2982	8,235 / 3735	9,113 / 4133	13,441 / 6097

Model Specifications					
38" Spacing	1205M-438	1205M-638	1205M-838R	1205M-838F	1205M-1238
Specifications					
A Transport Width ¹	11'11" / 3.7 m	17'8" / 5.3 m	24' / 7.3 m	14'11" / 4.6 m	20'10" / 6.3
B Transport Height ¹	6'5" / 2 m			12'2" / 3.7 m	12'4" / 3.7 m
Frame Type	Rigid			Folding	
Number of Row Units	4	6	8	8	12
Row Spacing	38" / 96 cm				
Approximate Working Width	12'8" / 3.9 m	19' / 5.8 m	25'4" / 7.7 m	25'4" / 7.7 m	38' / 11.6 m
Approximate Weight (lb / kg)	4,799 / 2177	6,602 / 2995	8,273 / 3753	9,147 / 4167	13,557 / 6149

Model Specifications					
40" Spacing	1205M-440	1205M-640	1205M-840R	1205M-840F	1205M-1240
Specifications					
A Transport Width ¹	11'11" / 3.7 m	18'6" / 5.6 m	25'2" / 7.7 m	15'3" / 4.6 m	21'10" / 6.7 m
B Transport Height ¹	6'5" / 2 m			12'1" / 3.7 m	12'3" / 3.7 m
Frame Type	Rigid			Folding	
Number of Row Units	4	6	8	8	12
Row Spacing	40" / 101 cm				
Approximate Working Width	13'4" / 4.1 m	20' / 6.1 m	26'8" / 8.1 m	26'8" / 8.1 m	40' / 12.2 m
Approximate Weight (lb / kg)	4,803 / 2179	6,629 / 3007	8,311 / 3770	9,253 / 4197	13,764 / 6243

¹ Approximate transport width, height and weight shown with optional finishing attachments
² Estimates only. Horsepower requirements will vary by geography and soil type.

1205M 3-Point Specifications

Standard Equipment	
Hitch	3/3N / 4/4N for 1205M-1630
Frame	3-Point Mounted, 7"x 7" Toolbar Frame
ST-PRO™ Row Unit	See Row Unit Specification Table (Right) for Additional Information
Depth Control	Fixed Frame with Adjustable Shanks
Hydraulics - Folding Models	Wing Fold: Two 24" Cylinders, Male ISO Couplers on Hydraulic Hoses
Gauge Wheels	Main Frame: Two Adjustable 20.5" x 8" Load Range E
Safety Features	Wingfold Lock, High Visibility LED Transport Light Kit, SMV Sign
Optional Equipment	
Wing Gauge Wheels	Two Adjustable 20.5" x 8" Load Range E
Rear Hitch	Hitch for Liquid or NH ₃ Tank or Steerable Cart
Fertilizer Systems	
Montag Manufacturing	Steerable Cart; 1,200 or 1,700 Gallon Liquid Tank; 6- or 9-Ton Dry Fertilizer System
Operating Information	
Recommended Speed of Operation	5 - 8 mph / 6 - 12 km/h
Recommended Tractor Power Range ²	20 - 23 PTO Horsepower per Shank at 8" (20 cm) Depth

Model Specifications			
Configurable Toolbar	1205C-139	1205C-221	1205C-301
Specifications			
A Transport Width ¹	11'11" / 3.7 m	18'6" / 5.6 m	25'2" / 7.7 m
B Transport Height ¹	6'5" / 2 m		
Frame Type	Rigid		
Number of Row Units	2 - 4	2 - 6	2 - 8
Minimum Row Spacing	27.6" / 70 cm		
Approximate Weight Incl. 2 S/B Row Units (lb/kg)	3,243 / 1471	5,069 / 2299	6,751 / 3062
Additional Weight per Row Unit (lb/kg)	780 / 354		

ST PRO™ Row Unit Specifications

ST-PRO Row Unit		Shear-Bolt (S/B) or Spring-Reset (S/R)
Standard Equipment		
Frame	Integral 4-Bar Link Design	
Coulter	25", 6 Gauge	
Row Cleaners	Floating 16" Notched Disc Blades	
Shanks	5/8" x 4-7/16" Adjustable 6" to 12" Depth	
Berm Conditioner	STRIK'R® Chain Reel	
Optional Equipment		
Points	2" Chromium Carbide Point with Shank Wear Bar 2" Rock Point with Shank Wear Bar Adapter for NH ₃ Style Knives (Knives Not Included)	
DROP ZONE™ Nutrient Placement System Single or Dual Configuration	3/8" Liquid - Stainless Steel 3/8" NH ₃ - Stainless Steel 1-1/2" Dry Tube - Stainless Steel	
Closing Blades	18" Wavy Coulter Blades 16" Notched Reversed Disc Blades Adjustable Angle (2°, 10°, 18°)	

¹ Approximate transport width, height and weight shown with optional finishing attachments
² Estimates only. Horsepower requirements will vary by geography and soil type.

PRODUCT SYSTEMS

PRODUCT SYSTEMS


Fall

Spring

EXCELERATOR® / GLADIATOR®



Residue Stubble / GLADIATOR



GLADIATOR / GLADIATOR



Most Versatile Strip Tillage Line on the Market



1. 3-Point Mounted / 2. Pull-Type / 3. 24-Row Strip-Till / 4. Gladiator® 1205C Configurable Toolbar

For more information about your nearest **KUHN Krause** dealer and other **KUHN Krause** products, visit our website www.kuhn.com



Visit our YouTube channel to watch our latest product videos.



www.kuhn.com

Your KUHN Krause dealer

KUHN NORTH AMERICA, INC.

Corporate Headquarters
1501 West Seventh Avenue - Brodhead, WI 53520

Information given in this document is only for informational purposes and is non-contractual. Our machines are in compliance with North American safety standards. In our literature, and for improved illustration of certain details, some safety devices may not be in operating position. When operating these machines, these devices must be operated in accordance with the requirements indicated in the operator's manuals and assembly manuals. We reserve the right to change any designs, specifications or materials listed without further notice. Machines and equipment in this document can be covered by at least one patent and/or registered design. Trademarks cited in this document may be registered in one or several countries.

Find us on

